
June 11th, 2026

**Board of Directors Members Present
in Person:**

Members Present via MS Teams:

**North Sound Behavioral Health
Administrative Services Organization
(North Sound BH-ASO) Staff Present:**

Guests Present:

- 1. Call to Order and Introductions** – Chair
- 2. Tribal Acknowledgement** – Chair
[Tribal Behavioral Health | North Sound BH-ASO \(nsbhaso.org\)](https://www.nsbhaso.org)
- 3. Revisions to the Agenda** – Chair
- 4. Approval of the May 14th, 2026, Minutes, Motion #26-22** – Chair... Attachment
- 5. Comments & Announcements from the Chair** - Chair
- 6. Reports from Members** - Chair
- 7. Comments from the Public** - Chair
- 8. Report from the Advisory Board** Attachment
Kara Allen, Advisory Board Chair
- 9. Report from the Finance Officer** Attachments
Kim Nakatani, Senior Accountant
- 10. Report from the Governance Operations Committee** - Chair

All matters listed with the Consent Agenda have been distributed to each Member for reading and study, are considered to be routine, and will be enacted by one action of the Board of Directors with no separate discussion. If separate discussion is desired, the item may be removed from the Consent Agenda and placed on the Regular Agenda by request of a Member.

Consent Agenda - ChairAttachment

Motion #26-23

- To review and approve the North Sound Behavioral Health Administrative Services Organization claims paid from May 1st, 2026, through May 31st, 2026, in the amount of \$5,929,155.45.
- Payroll for the month of May in the amount of \$252,610,18 and associated employer benefits in the amount of \$135,441.71.

11. Action Items – Lisa Hudspeth, Contracts Manager

For Board Approval

North Sound BH-ASO Budget Amendment

- This amendment is to increase North Sound BH-ASO’s annual budget revenue.
- North Sound BH-ASO is receiving the following additional funding:
 - Managed Care Organization’s for Crisis Stabilization for Medicaid individuals, as mandated by Health Care Authority implementation of House Bill (HB) 1813 in the amount of \$ 8,531,504.00 (six-month)
 - Snohomish County Lynnwood Crisis Care Facilities Operation Grant in the amount of \$3,000,000.00 (one-time)
 - Health Care Authority proviso funds for crisis stabilization:
 - Jan – June 2026: \$2,960,280.00
 - July – Dec 2026: \$1,495,596.00
 - Total: \$4,445,876.00

Motion # 26-24

To authorize an increase of the revenue budget in the amount of \$15,987,380.00.

Pioneer Human Services Amendment

- North Sound BH-ASO has unused Community Behavioral Health Rental Assistance (CBRA) funds for the period of January 1, 2026 – June 30, 2026 (note: unused funds do not carry over).
- All CBRA providers were offered additional funds, with the requirement that funds must be spent in the current billing cycle.
- Pioneer Human Services has requested \$13,993.91 in CBRA funding.

Motion # 26-25

NS BH-ASO-PHS-ICN-26_AMD 1 in the amount of \$13,993.91 to provide additional CBRA funding from January 1, 2026 to June 30, 2026.

The contracts fall into five distinct categories:

- Health Care Authority (HCA) contracts.
- Department of Commerce (DOC) contract.
- Downstream contracts for General Fund-State (GF-S) Mandatory Services
- Downstream contracts for Substance Use Prevention Treatment and Recovery Support Services (SUPTRS) Priority Services
- Downstream contracts for GF-S/SUPTRS/Mental Health Block Grant (MHBG) Services within Available Resources (Mental Health & Substance Use Disorder Outpatient, SUD Residential, Triage Services), HARPS services, and Community Behavioral Health Rental Assistance (CBRA) services.

Downstream contracts align with and are funded through the HCA and DOC contracts. As a result, the same contract may appear under multiple funding categories.

Health Care Authority (HCA) – K8347 AMD 5

- HCA-NS BH-ASO-K8347 AMD 5 is providing the GF-S funding for the period of July 1, 2026, through December 31, 2026, and Federal Block Grant funds for the period of July 1, 2026 to June 30, 2027.
 - GF-S/Proviso 6-month allocation: \$22,107,595.00
 - SUPTRS 12-month allocation - \$3,071,498.00
 - MHBG 12-month allocation Includes MHBG, MHBG Co-Responder, MHBG FYSPRT, Peer Bridger) - \$1,393,818.00
 - Total: \$26,572,911.00

Motion # 26-26

HCA-NS BH-ASO-K8347 AMD 5 in the amount of \$26,475,876.00 to provide GF-S and Proviso funding for the period of July 1, 2026, through December 31, 2026, and Federal Block Grant funding for the period of July 1, 2026, through June 30, 2027.

Health Care Authority (HCA) – K6914 AMD 6

- HCA-NS BH-ASO-K6914 AMD 6 is allocating the Housing and Recovery through Peer Services (HARPS) funding for the team serving Skagit & Whatcom Counties and the rental subsidies for all five counties for the period of July 1, 2026, through June 30, 2027. The estimated allocation is \$697,380.00.

Motion # 26-27

HCA-NS BH-ASO-K6914 AMD 6 to provide Housing and Recovery through Peer Services (HARPS) funding in the amount of \$697,380.00 for the period of July 1, 2026, through June 30, 2027.

Department of Commerce – Community Behavioral Health Rental Assistance (CBRA) Program

- DOC-NS BH-ASO providing Community Behavioral Health Rental Assistance (CBRA) Program for the period of July 1, 2026, through June 30, 2027, in all five counties. The 12-month allocation is \$1,512,508.96.

Motion # 26-28

DOC-NS BH-ASO in the amount of \$1,512,508.96 to provide CBRA funding for the period of July 1, 2026, through June 30, 2027.

GF-S Mandatory Services

- The following contracts provide **mandatory behavioral health services** within the North Sound region (Crisis Outreach, Involuntary Treatment Act (ITA) Services, ITA inpatient, Secure Withdrawal Management and Proviso Funding). Crisis Services include Funding for General Fund-State (GF-S) services is allocated on a **six (6) month basis**.

Compass Health

- Crisis – Mobile Rapid Response Crisis Teams (MRRCT)
 - 6-month allocation: \$5,405,045.00
- Crisis – Endorsed MRRCT Adult
 - 6-month allocation: \$1,746,264.72
- Crisis – Child, Youth and Family Crisis Outreach Team (CYFCT)
 - 6-month allocation: \$1,199,838.00
- Crisis – Endorsed MRRCT CYFCT
 - 6-month allocation: \$2,251,014.37
- E&T Discharge Planners
 - 6-month allocation: \$71,529.00
- Program for Assertive Community Treatment (PACT)
 - 6-month allocation: \$384,159.60

Snohomish County

- Mobile Crisis Outreach
 - 6-month allocation: \$2,962,976.00
- Designated Cannabis Account (DCA)
 - 6-month allocation: \$142,459.00
- Jail Transition Services
 - 6-month allocation: \$90,460.00
- Trueblood Funds
 - 6-month allocation: \$72,971.08

Volunteers of America

- Toll-Free Crisis Hotline
 - 6-month allocation: \$1,301,810.66

Telecare

- Peer Bridger
 - 6-month allocation: \$136,628.50
- E&T Discharge Planners
 - 6-month allocation: \$43,368.00

Lifeline Connections

- Program for Assertive Community Treatment (PACT)
 - 6-month allocation: \$204,855.00

Snohomish County Superior Court

- Juvenile Treatment Services
 - 6-month allocation: \$69,900.00
- Assisted Outpatient Treatment (AOT) / Recovery Support Court Coordinator
 - 6-month allocation: \$56,720.00

Island County

- Designated Cannabis Account
 - 6-month allocation: \$35,489.00
- Jail Transition Services
 - 6-month allocation: \$16,018.00
- Trueblood Funds
 - 6-month allocation: \$7,592.65

San Juan County

- Designated Cannabis Account
 - 6-month allocation: \$35,489.00

Sea Mar Community Health Centers

- New Journeys First Episode Psychosis Program
 - 6-month allocation: \$24,984.00

Skagit County

- Designated Cannabis Account
 - 6-month allocation: \$35,490.00
- Jail Transition Services
 - 6-month allocation: \$20,583.00
- Trueblood Funds
 - 6-month allocation: \$11,415.37

Whatcom County

- Designated Cannabis Account
 - 6-month allocation: \$41,719.00
- Jail Transition Services
 - 6-month allocation: \$38,329.00
- Trueblood Funds
 - 6-month allocation: \$19,992.91

Motion # 26-29

Move to approve the following contract amendments to provide funding to continue mandatory behavioral health services, as described above. All contracts listed below have a term of July 1, 2026 to June 30, 2027, with an automatic one-year renewal on July 1, 2027, contingent upon continued compliance with contract terms. Funding is allocated on a six (6) month basis.

- NS BH-ASO-Compass Health-ICCN-26-27
- NS BH-ASO-Snohomish County-ICCN-26-27
- NS BH-ASO-Volunteers of America-ICCN-2626-27
- NS BH-ASO-Telecare-ICCN-26-27
- NS BH-ASO-Lifeline Connections-ICN-26-27
- NS BH-ASO-Snohomish County Superior Court-ICN-26-27

- NS BH-ASO–Island County–ICN-26-27
- NS BH-ASO–San Juan County–ICN-26-27
- NS BH-ASO–Sea Mar–ICN-26-27
- NS BH-ASO–Skagit County–Interlocal-26-27
- NS BH-ASO–Whatcom County–ICN-26-27

Substance Use Prevention, Treatment & Recovery Support Services (SUPTRS) & Mental Health Block Grant (MHBG) Priority Services

- The following contracts provide **SUPTRS and Mental Health Block Grant (MHBG) priority services**, focused on targeted populations and required service priorities (Pregnant & Parenting Women Housing Services (PPW), Individuals using Intravenous Drugs (IUID) and Opiate Outreach).

Brigid Collins

- Pregnant and Parenting Women (PPW) Housing Support Services
 - 6-month allocation: \$76,260.00

Evergreen Recovery Centers

- PPW Housing Support Services
 - 6-month allocation: \$128,850.00

Catholic Community Services Northwest

- PPW Housing Support Services
 - 6-month allocation: \$75,000.00

Community Action of Skagit County

- Opiate Outreach
 - 6-month allocation: \$123,00.00

Island County

- Opiate Outreach
 - 6-month allocation: \$150,000.00
- HARPS Subsidies
 - 6-month allocation: \$8,561.00

Mount Baker Presbyterian Church (MBPC)

- Opiate Outreach
 - 6-month allocation: \$117,500.00

Snohomish County

- Opiate Outreach
 - 6-month allocation: \$77,500.00

Whatcom County

- Opiate Outreach
 - 6-month allocation: \$203,114.00

Telecare Corporation

- Peer Bridger Program
 - 6-month allocation: \$136,628.50
 -

Motion #26-30

Move to approve the following contract amendments to provide funding to continue SUPTRS and MHBG priority services, as described above. All contracts listed below have a term of July 1, 2026 to June 30, 2027, with an automatic one-year renewal on July 1, 2027, contingent upon continued compliance with contract terms. Funding is allocated on a six (6) month basis.

- NS BH-ASO–Brigid Collins–ICN-26-27
- NS BH-ASO–Evergreen Recovery Centers–ICN-26-27
- NS BH-ASO–Catholic Community Services NW–ICN-26-27
- NS BH-ASO–Community Action of Skagit County–ICN-26-27
- NS BH-ASO–Island County–ICN-26 AMD 1
- NS BH-ASO–Mount Baker Presbyterian Church–ICN-26-27
- NS BH-ASO–Snohomish County–ICCN-26 AMD 1
- NS BH-ASO–Whatcom County–ICN-26-271
- NS BH-ASO–Telecare–ICN-26-27

GF-S / SUPTRS / MHBG SERVICES WITHIN AVAILABLE RESOURCES

- The following contracts provide behavioral health services **within available resources**, supporting system capacity and local service needs.

City of Mount Vernon

- Co-Responder Program
 - 6-month allocation: \$130,000.00

Compass Health

- Crisis Stabilization
 - Marc Healing Center
 - 6-month allocation: \$856,125.00 (non-Medicaid)
 - 6-month allocation: \$1,997,625.00 (Medicaid)
 - Whatcom County Triage
 - 6-month allocation: \$500,000.00 (non-Medicaid)
 - 6-month allocation: \$2,103,612.24 (Medicaid)
- Community Outreach and Recovery Support (CORS) - Whatcom County
 - 6-month allocation: \$92,606.50

Conquer Addiction

- Assisted Outpatient Treatment (AOT) and Least Restrictive Alternatives (LRA) – Snohomish County
 - 6-month allocation: \$237,547.20

Evergreen Recovery Centers

- Homeless Outreach and Stabilization Team (HOST) – Snohomish County
 - 6-month allocation: \$619,983.00
- HOST – Skagit/Island (SKIL)
 - 6-month allocation: \$522,508.78
- Co-Responder Services – San Juan County

- 6-month allocation: \$111,327.73

Island County

- Co-Responder Program
 - 6-month allocation: \$151,500.00

Lake Whatcom Center

- Program for Assertive Community Treatment (PACT)
 - 6-month allocation: \$112,127.00

Pioneer Human Services

- Ituha (Island County)
 - Crisis Stabilization/Withdrawal Management (non-Medicaid)
 - 6-month allocation: \$470,925.00
 - Crisis Stabilization (Medicaid)
 - 6-month allocation: \$386,306.57 (Medicaid)
- STAR Facility (Skagit County)
 - Crisis Stabilization
 - 6-month allocation: \$222,266.77 (non-Medicaid)
 - 6-month allocation: \$1,522,997.12 (Medicaid)
 - Withdrawal Management
 - 6-month allocation: \$237,825.00
- Whatcom County Triage
 - Withdrawal Management
 - 6-month allocation: \$548,100.00

Sea Mar Community Health Centers

- Lynnwood Crisis Care Facility
 - Crisis Relief Center (23-hour)
 - 6-month allocation: \$1,392,717.04 (non-Medicaid)
 - 6-month allocation: \$2,089,075.56 (Medicaid)
 - Crisis Stabilization
 - 6-month allocation: \$76,215.44 (non-Medicaid)
 - 6-month allocation: \$1,977,625.00 (Medicaid)

Skagit County

- Co-Responder Program
 - 6-month allocation: \$295,453.90

Snohomish County

- Co-Responder Program
 - 6-month allocation: \$60,446.00

Snohomish County – AOT Support

- Court Clerk Office – AOT Expenses
 - 6-month allocation: \$4,833.00
- Prosecutor’s Office – AOT Expenses
 - 6-month allocation: \$16,542.00
- Public Defender Association – AOT Expenses
 - 6-month allocation: \$57,013.50

Tulalip Tribes – Family Haven

- At-Risk Youth Services
 - 6-month allocation: \$47,425.00

Whatcom County

- Alternative Response Team
 - 6-month allocation: \$166,379.00

Motion #26-31

Move to approve the following contract amendments to provide funding to continue behavioral health services within available resources, as described above. All contracts listed below have a term of July 1, 2026 to June 30, 2027, with an automatic one-year renewal on July 1, 2027, contingent upon continued compliance with contract terms. Funding is allocated on a six (6) month basis.

- NS BH-ASO–City of Mount Vernon–ICN-26-27
- NS BH-ASO–Compass Health–ICCN-26-27
- NS BH-ASO–Conquer Addiction–ICN-26-27
- NS BH-ASO–Evergreen Recovery Centers–ICN-26-27
- NS BH-ASO–Island County–ICN-26-27
- NS BH-ASO–Lake Whatcom Center–ICN-26-27
- NS BH-ASO–Pioneer Human Services–ICN-26-27
- NS BH-ASO–Sea Mar–ICN-26-27
- NS BH-ASO–Snohomish County–ICCN-26-27
- NS BH-ASO–Snohomish County Court Clerk–AOT-26-27
- NS BH-ASO–Snohomish County Prosecutor’s Office–AOT-26-27
- NS BH-ASO–Snohomish County Public Defender Association–AOT-26-27
- NS BH-ASO–Snohomish County Superior Court–ICN-26-27
- NS BH-ASO–Tulalip Tribes–ICN-26-27
- NS BH-ASO–Whatcom County–ICN-26-27

Recovery Navigator Program (RNP)

- The following contracts provide **Recovery Navigator Program (RNP) services** across the North Sound region.

Island County

6-month allocation: \$264,427.50

Compass Health (San Juan County)

- 6-month allocation: \$264,427.50

Community Action of Skagit County

- 6-month allocation: \$264,427.50

Snohomish County

- 6-month allocation: \$411,826.00

Whatcom County

- 6-month allocation: \$256,227.50

Motion #26-32

Move to approve the following contract amendments to provide funding to continue Recovery Navigator Program services, as described above. All contracts listed below have a term of July 1, 2026 to June 30, 2027, with an automatic one-year renewal on July 1, 2027, contingent upon continued compliance with contract terms. Funding is allocated on a six (6) month basis.

- North Sound BH-ASO–Island County–ICN-26-27
- North Sound BH-ASO–Compass Health–ICN-26-27
- North Sound BH-ASO–Community Action of Skagit County–26-27
- North Sound BH-ASO–Snohomish County–26-27
- North Sound BH-ASO–Whatcom County–ICN-26-27

Community Behavioral Health Rental Assistance (CBRA)

- These contracts provide **housing assistance and related services** for individuals transitioning from inpatient or residential care, with the goal of achieving long-term housing stability.
- Funding sources include:
 - Community Behavioral Health Rental Assistance (CBRA)
 - Governor’s Housing Initiative
 - Proviso 86 Housing Assistance
 - HARPS subsidies (as applicable)

Bridgeways (Snohomish County)

- CBRA
 - 6-month allocation: \$48,593.50
- HARPS Subsidies
 - 6- month allocation: \$139,279.00
- Proviso 86 – Behavioral Health Housing
 - 6- month allocation: \$65,897.00

Compass Health

- HARPS Subsidies (San Juan County)
 - 6- month allocation: \$3,430.00
- CBRA (San Juan County)
 - 6-month allocation: \$9,138.50
- CBRA (Snohomish County)
 - 6-month allocation: \$337,342.50
- Proviso 86 – Behavioral Health Housing
 - 6-month allocation: \$97,500.00

Lifeline Connections (Skagit & Whatcom Counties)

- HARPS Team and Rental Subsidies
 - 6-month allocation: \$230,689.90
- CBRA
 - 6-month allocation: \$138,386.00
- Governor’s Housing Initiative

- 6-month allocation: \$6,250.00
- Proviso 86 – Behavioral Health Housing
 - 6-month allocation: \$113,967.50

Lake Whatcom Center (Whatcom County)

- CBRA
 - 6-month allocation: \$104,862.00
- Governor’s Housing Initiative
 - 6-month allocation: \$6,250.00
- Proviso 86 – Behavioral Health Housing
 - 6-month allocation: \$135,000.00

Pioneer Human Services (Island County)

- CBRA
 - 6-month allocation: \$45,091.00
- Proviso 86
 - 6-month allocation: \$151,467.50

Opportunity Council (Whatcom County)

- CBRA
 - 6-month allocation: \$67,500.00
- Proviso 86 – Behavioral Health Housing
 - 6-month allocation: \$138,000.00

Motion #26-33

Move to approve the following contract amendments to provide funding to continue housing and rental assistance services, as described above. All contracts listed below have a term of July 1, 2026 to June 30, 2027, with an automatic one-year renewal on July 1, 2027, contingent upon continued compliance with contract terms. Funding is allocated on a six (6) month basis:

- NS BH-ASO–Bridgeways–ICN-26-27
- NS BH-ASO–Compass Health–ICN-26-27
- NS BH-ASO–Lifeline Connections–ICN-26-27
- NS BH-ASO–LWC–ICN-26-27
- NS BH-ASO–PHS–ICN-26-27
- NS BH-ASO–Opportunity Council–ICN-26-27

12. Report from the Executive Director

JanRose Ottaway Martin, Executive Director

Crisis Metrics Report.....Attachment

13. Adjourn - Chair

*Next Meeting: August 13th, 2026 (Board Retreat)
No meeting in July (Summer break)*

North Sound Behavioral Health
Administrative Services Organization
Board of Directors
Meeting Minutes

May 14th, 2026

**Board of Directors Members Present
in Person:**

- Justin Paulsen, Board Chair, County Council; San Juan County
- Jill Johnson, Commissioner, Island County
- Amanda Franke, Human Services, designated alternate for Dave Somers, County Executive; Snohomish County
- Peter Browning, Commissioner, Skagit County
- Jami Mitchell, Human Services, Designated Alternate for Justin Paulsen, County Council; San Juan County
- Cynthia Foley: Senior Legislative Analyst, designated alternate for Strom Peterson, County Council; Snohomish County

Members Present via MS Teams:

- Darcy Cheesman, Legislative Aid, Designated Alternate for Sam Low, County Council; Snohomish County
- Chris Garden, Vice Chair, North Sound BH-ASO Advisory Board
- Nicole Gorle, Legislative Analyst, Designated Alternate for Nate Nehring, County Council; Snohomish County
- Malora Christensen, Response Systems Division Manager, Designated Alternate for Satpal Sidhu, County Executive; Whatcom County
- Barry Buchanan, County Council; Whatcom County

**North Sound Behavioral Health
Administrative Services Organization
(North Sound BH-ASO) Staff Present:**

- Lindsay Lopes, Deputy Director
- Michael McAuley, Clinical Director
- Kim Nakatani, Sr. Accountant
- Julie Harrell, Admin Assistant II
- Joanie Wenzl, Clerk of the Board

Guests Present:

- Christi Brua-Weaver, Behavioral Health Coordinator, Skagit County

Call to Order and Introductions – Chair

The Chair called the meeting to order and had members introduce themselves

Tribal Acknowledgement – Chair

[Tribal Behavioral Health | North Sound BH-ASO \(nsbhaso.org\)](https://www.nsbhaso.org)

Revisions to the Agenda – Chair

No revisions were requested

Approval of the April 9th, 2026, Minutes, Motion #26-19 – Chair... Attachment

Peter Browning moved the motion for approval, Jill Johnson seconded. All in favor, none opposed, motion #26-19 carried

Comments & Announcements from the Chair – Chair

The chair noted that no official business was carried out during the Governance and Operations meeting and that all business is taking place during the full board meeting

Reports from Members – Chair

Board members gave updates on the behavioral health happenings in their respective counties

Comments from the Public – Chair

There were no comments from the public

Report from the Advisory Board

Lindsay Lopes gave an update on the topics discussed during the Advisory Board's Retreat that took place last week

Report from the Finance Officer

Kim Nakatani, Senior Accountant

Kim gave the Finance Officer's Report, followed by questions and answers

Report from the Governance Operations Committee – Chair

All matters listed with the Consent Agenda have been distributed to each Member for reading and study, are considered to be routine, and will be enacted by one action of the Board of Directors with no separate discussion. If separate discussion is desired, the item may be removed from the Consent Agenda and placed on the Regular Agenda by request of a Member.

Consent Agenda – Chair

Motion #26-20

- To review and approve the North Sound Behavioral Health Administrative Services Organization claims paid from April 1st, 2026, through April 30th, 2026, in the amount of \$2,400,654.29.
- Payroll for the month of April in the amount of \$276,624.48 and associated employer benefits in the amount of \$141,765.68.

Peter Browning moved the motion for approval, Amanda Franke seconded, all in favor, none opposed, no abstentions, motion #26-20 carried

Action Items – Lisa Hudspeth, Contracts Manager

For Board Approval

Lindsay Lopes, Deputy Director

Health Care Authority (HCA) – K9347 AMD 4

- HCA-NS BH-ASO-K8347 AMD 4 is an off-cycle amendment to North Sound BH-ASO’s contract with Health Care Authority (HCA).
- The purpose of this amendment is to provide an increase of \$1,102,710.00 in funding for start-up and operations in Crisis Stabilization Facilities.

Motion #26-21

HCA-NS BH-ASO-K8347 AMD 4 in the amount of \$1,102,710.00 to provide additional funding for start-up and operations in Crisis Stabilization Facilities.

Jill Johnson moved the motion for approval, Amanda Franke seconded, conversation ensued, all in favor, none opposed, no abstentions, motion #26-21 carried

Introduction Items

The contracts fall into five distinct categories:

- Health Care Authority (HCA) contracts.
- Department of Commerce (DOC) contract.
- Downstream contracts for General Fund-State (GF-S) Mandatory Services
- Downstream contracts for Substance Use Prevention Treatment and Recovery Support Services (SUPTRS) Priority Services
- Downstream contracts for GF-S/SUPTRS/Mental Health Block Grant (MHBG) Services within Available Resources (Mental Health & Substance Use Disorder Outpatient, SUD Residential, Triage Services), HARPS services, and Community Behavioral Health Rental Assistance (CBRA) services.

Downstream contracts align with and are funded through the HCA and DOC contracts. As a result, the same contract may appear under multiple funding categories.

Health Care Authority (HCA) – K8347 AMD 5

- HCA-NS BH-ASO-K8347 AMD 5 is providing the GF-S funding for the period of July 1, 2026, through December 31, 2026, and Federal Block Grant funds for the period of July 1, 2026 to June 30, 2027.
 - GF-S/Proviso 6-month allocation: \$
 - SUPTRS 12-month allocation - \$

- MHBG 12-month allocation - \$

Motion #XX-XX

HCA-NS BH-ASO-K8347 AMD 5 in the amount of \$ to provide GF-S and Proviso funding for the period of July 1, 2026, through December 31, 2026, and Federal Block Grant funding for the period of July 1, 2026, through June 30, 2027.

Health Care Authority (HCA) – K6914 AMD 6

- HCA-NS BH-ASO-K6914 AMD 6 is allocating the Housing and Recovery through Peer Services (HARPS) funding for the team serving Skagit & Whatcom Counties and the rental subsidies for all five counties for the period of July 1, 2026, through June 30, 2027. The estimated allocation is \$697,380.00.

Motion #XX-XX

HCA-NS BH-ASO-K6914 AMD 6 to provide Housing and Recovery through Peer Services (HARPS) funding in the amount of \$697,380.00 for the period of July 1, 2026, through June 30, 2027.

Department of Commerce – Community Behavioral Health Rental Assistance (CBRA) Program

- DOC-NS BH-ASO providing Community Behavioral Health Rental Assistance (CBRA) Program for the period of July 1, 2026, through June 30, 2027, in all five counties. The estimated 12-month allocation is \$1,512,508.96.

Motion #XX-XX

DOC-NS BH-ASO in the amount of \$1,512,508.96 to provide CBRA funding for the period of July 1, 2026, through June 30, 2027.

GF-S Mandatory Services

- The following contracts provide **mandatory behavioral health services** within the North Sound region (Crisis Outreach, Involuntary Treatment Act (ITA) Services, ITA inpatient, Secure Withdrawal Management and Proviso Funding). Crisis Services include Funding for General Fund-State (GF-S) services is allocated on a **six (6) month basis**.

Compass Health

- Crisis – Mobile Rapid Response Crisis Teams (MRRCT)
 - 6-month allocation: \$
- Crisis – Endorsed MRRCT
 - 6-month allocation: \$
- Crisis – Child, Youth and Family Crisis Outreach Team (CYFCT)
 - 6-month allocation: \$
- Evaluation and Treatment (E&T) Services
 - 6-month allocation: \$
- E&T Discharge Planners
 - 6-month allocation: \$
- Program for Assertive Community Treatment (PACT)
 - 6-month allocation: \$

Snohomish County

- Mobile Crisis Outreach
 - 6-month allocation: \$
- Designated Cannabis Account (DCA)
 - 6-month allocation: \$
- Jail Transition Services

- 6-month allocation: \$
- Trueblood Funds
 - 6-month allocation: \$

Volunteers of America

- Toll-Free Crisis Hotline
 - 6-month allocation: \$

Telecare

- Evaluation and Treatment (E&T) Services
 - 6-month allocation: \$
- E&T Discharge Planners
 - 6-month allocation: \$

Lifeline Connections

- Program for Assertive Community Treatment (PACT)
 - 6-month allocation: \$

Snohomish County Superior Court

- Juvenile Treatment Services
 - 6-month allocation: \$
- Assisted Outpatient Treatment (AOT) / Recovery Support Court Coordinator
 - 6-month allocation: \$

Island County

- Designated Cannabis Account
 - 6-month allocation: \$
- Jail Transition Services
 - 6-month allocation: \$
- Trueblood Funds
 - 6-month allocation: \$

San Juan County

- Designated Cannabis Account
 - 6-month allocation: \$

Sea Mar Community Health Centers

- New Journeys First Episode Psychosis Program
 - 6-month allocation: \$

Skagit County

- Designated Cannabis Account
 - 6-month allocation: \$
- Jail Transition Services
 - 6-month allocation: \$
- Trueblood Funds
 - 6-month allocation: \$

Whatcom County

- Designated Cannabis Account
 - 6-month allocation: \$
- Jail Transition Services
 - 6-month allocation: \$
- Trueblood Funds
 - 6-month allocation: \$

Motion #XX-XX

Move to approve the following contract amendments to provide funding to continue mandatory behavioral health services, as described above. All contracts listed below have a term of January 1,

2026, through December 31, 2026, with an automatic one-year renewal on January 1, 2027, contingent upon continued compliance with contract terms.

- NS BH-ASO-Compass Health-ICCN-26 AMD 2
- NS BH-ASO-Snohomish County-ICCN-26 AMD 2
- NS BH-ASO-Volunteers of America-ICCN-26 AMD 1
- NS BH-ASO-Telecare-ICCN-26 AMD 1
- NS BH-ASO-Lifeline Connections-ICN-26 AMD 1
- NS BH-ASO-Snohomish County Superior Court-ICN-26 AMD 1
- NS BH-ASO-Island County-ICN-26 AMD 1
- NS BH-ASO-San Juan County-ICN-26 AMD 1
- NS BH-ASO-Sea Mar-ICN AMD 2
- NS BH-ASO-Skagit County-Interlocal-26 AMD 1
- NS BH-ASO-Whatcom County-ICN-26 AMD 1

Substance Use Prevention, Treatment & Recovery Support Services (SUPTRS) & Mental Health Block Grant (MHBG) Priority Services

- The following contracts provide **SUPTRS and Mental Health Block Grant (MHBG) priority services**, focused on targeted populations and required service priorities (Pregnant & Parenting Women Housing Services (PPW), Individuals using Intravenous Drugs (IUID) and Opiate Outreach).

Brigid Collins

- Pregnant and Parenting Women (PPW) Housing Support Services
 - 6-month allocation: \$

Evergreen Recovery Centers

- PPW Housing Support Services
 - 6-month allocation: \$

Catholic Community Services Northwest

- PPW Housing Support Services
 - 6-month allocation: \$

Community Action of Skagit County

- Opiate Outreach
 - 6-month allocation: \$

Island County

- Opiate Outreach
 - 6-month allocation: \$
- HARPS Subsidies
 - 6-month allocation: \$

Mount Baker Presbyterian Church (MBPC)

- Opiate Outreach
 - 6-month allocation: \$

Snohomish County

- Opiate Outreach
 - 6-month allocation: \$

Whatcom County

- Opiate Outreach
 - 6-month allocation: \$

Telecare Corporation

- Peer Bridger Program
 - 6-month allocation: \$

Motion #XX-XX

Move to approve the following contract amendments to provide funding to continue SUPTRS and MHBG priority services, as described above. All contracts listed below have a term of January 1, 2026, through December 31, 2026, with an automatic one-year renewal on January 1, 2027, contingent upon continued compliance with contract terms. Funding is allocated on a six (6) month basis.

- NS BH-ASO-Brigid Collins-ICN-26 AMD 1
- NS BH-ASO-Evergreen Recovery Centers-ICN-26 AMD 2
- NS BH-ASO-Catholic Community Services NW-ICN-26 AMD 1
- NS BH-ASO-Community Action of Skagit County-ICN-26 AMD 1
- NS BH-ASO-Island County-ICN-26 AMD 1
- NS BH-ASO-Mount Baker Presbyterian Church-ICN-26 AMD 1
- NS BH-ASO-Snohomish County-ICCN-26 AMD 1
- NS BH-ASO-Whatcom County-ICN-26 AMD 1
- NS BH-ASO-Telecare-ICN-26 AMD 1

GF-S / SUPTRS / MHBG SERVICES WITHIN AVAILABLE RESOURCES

- The following contracts provide behavioral health services **within available resources**, supporting system capacity and local service needs.
- **Unless otherwise noted, all contracts listed below have a term of January 1, 2026, through December 31, 2026, with an automatic one-year renewal on January 1, 2027, contingent upon continued compliance with contract terms. Funding is allocated on a six (6) month basis.**

City of Mount Vernon

- Co-Responder Program
 - 6-month allocation: \$

Compass Health

- Crisis Stabilization
 - Marc Healing Center
 - 6-month allocation: \$
 - Whatcom County Triage
 - 6-month allocation: \$
- Community Outreach and Recovery Support (CORS)
 - 6-month allocation: \$

Conquer Addiction

- Assisted Outpatient Treatment (AOT) and Least Restrictive Alternatives (LRA) – Snohomish County
 - 6-month allocation: \$

Evergreen Recovery Centers

- Homeless Outreach and Stabilization Team (HOST) – Snohomish County
 - 6-month allocation: \$
- HOST – Skagit/Island (SKIL)
 - 6-month allocation: \$
- Co-Responder Services – San Juan County
 - 6-month allocation: \$

Island County

- Co-Responder Program
 - 6-month allocation: \$

Lake Whatcom Center

- Program for Assertive Community Treatment (PACT)

- 6-month allocation: \$

Pioneer Human Services

- Crisis Stabilization
 - Ituha (Island County)
 - 6-month allocation: \$
 - STAR Facility (Skagit County)
 - 6-month allocation: \$
- Withdrawal Management Services (Island, Skagit, Whatcom Counties)
 - Ituha (Island County)
 - 6-month allocation: \$
 - STAR Facility (Skagit County)
 - 6-month allocation: \$
 - Whatcom County Triage
 - 6-month allocation: \$

Sea Mar Community Health Centers

- Crisis Stabilization
 - Lynnwood Crisis Care Facility
 - 6-month allocation: \$

Skagit County

- Co-Responder Program
 - 6-month allocation: \$

Snohomish County

- Co-Responder Program
 - 6-month allocation: \$

Snohomish County – AOT Support

- Court Clerk Office – AOT Expenses
 - 6-month allocation: \$
- Prosecutor’s Office – AOT Expenses
 - 6-month allocation: \$
- Public Defender Association – AOT Expenses
 - 6-month allocation: \$
- Superior Court – AOT Expenses
 - 6-month allocation: \$

Tulalip Tribes – Family Haven

- At-Risk Youth Services
 - 6-month allocation: \$

Whatcom County

- Alternative Response Team
 - 6-month allocation: \$

Motion #XX-XX

Move to approve the following contract amendments to provide funding to continue behavioral health services within available resources, as described above:

- NS BH-ASO–City of Mount Vernon–ICN-26 AMD 1
- NS BH-ASO–Compass Health–ICCN-26 AMD 2
- NS BH-ASO–Conquer Addiction–ICN-26 AMD 2
- NS BH-ASO–Evergreen Recovery Centers–ICN-26 AMD 2
- NS BH-ASO–Island County–ICN-26 AMD 1
- NS BH-ASO–Lake Whatcom Center–ICN-26 AMD 1
- NS BH-ASO–Pioneer Human Services–ICN-26 AMD 1
- NS BH-ASO–Sea Mar–ICN AMD 2

- NS BH-ASO–Snohomish County–ICCN-26 AMD 2
- NS BH-ASO–Snohomish County Court Clerk–AOT-26 AMD 1
- NS BH-ASO–Snohomish County Prosecutor’s Office–AOT-26 AMD 1
- NS BH-ASO–Snohomish County Public Defender Association–AOT-26 AMD 1
- NS BH-ASO–Snohomish County Superior Court–ICN-26 AMD 1
- NS BH-ASO–Tulalip Tribes–ICN-26 AMD 1
- NS BH-ASO–Whatcom County–ICN-26 AMD 1

Recovery Navigator Program (RNP)

- The following contracts provide **Recovery Navigator Program (RNP) services** across the North Sound region.
- **Unless otherwise noted, all contracts listed below have a term of January 1, 2026, through December 31, 2026, with an automatic one-year renewal on January 1, 2027, contingent upon continued compliance with contract terms. Funding is allocated on a six (6) month basis.**

Island County

6-month allocation: \$

Compass Health (San Juan County)

- 6-month allocation: \$

Community Action of Skagit County

- 6-month allocation: \$

Snohomish County

- 6-month allocation: \$

Whatcom County

- 6-month allocation: \$

Motion #XX-XX

Move to approve the following contract amendments to provide funding to continue Recovery Navigator Program services, as described above:

- North Sound BH-ASO–Island County–ICN-26 AMD 1
- North Sound BH-ASO–Compass Health–ICN-26 AMD 2
- North Sound BH-ASO–Community Action of Skagit County–ICN-26 AMD 1
- North Sound BH-ASO–Snohomish County–RNP-26 AMD 1
- North Sound BH-ASO–Whatcom County–ICN-26 AMD 1

Community Behavioral Health Rental Assistance (CBRA)

- These contracts provide **housing assistance and related services** for individuals transitioning from inpatient or residential care, with the goal of achieving long-term housing stability.
- Funding sources include:
 - Community Behavioral Health Rental Assistance (CBRA)
 - Governor’s Housing Initiative
 - Proviso 86 Housing Assistance
 - HARPS subsidies (as applicable)
- **Unless otherwise noted, all contracts listed below have a term of January 1, 2026, through December 31, 2026, with an automatic one-year renewal on January 1, 2027, contingent upon continued compliance with contract terms. Funding is allocated on a six (6) month basis.**

Bridgeways (Snohomish County)

- CBRA
 - 6-month allocation: \$

- HARPS Subsidies
 - 6- month allocation: \$
- Proviso 86
 - 6- month allocation: \$

Compass Health

- HARPS Subsidies (San Juan County)
 - 6- month allocation: \$
- CBRA (San Juan County)
 - 6-month allocation: \$
- CBRA (Snohomish County)
 - 6-month allocation: \$
- Proviso 86
 - 6-month allocation: \$

Lifeline Connections (Skagit & Whatcom Counties)

- HARPS Team and Rental Subsidies
 - 6-month allocation: \$
- CBRA
 - 6-month allocation: \$
- Governor’s Housing Initiative
 - 6-month allocation: \$
- Proviso 86
 - 6-month allocation: \$

Lake Whatcom Center (Whatcom County)

- CBRA
 - 6-month allocation: \$
- Governor’s Housing Initiative
 - 6-month allocation: \$
- Proviso 86
 - 6-month allocation: \$

Pioneer Human Services (Island County)

- CBRA
 - 6-month allocation: \$
- Proviso 86
 - 6-month allocation: \$

Opportunity Council (Whatcom County)

- CBRA
 - 6-month allocation: \$
- Proviso 86
 - 6-month allocation: \$

Motion #XX-XX

Move to approve the following contract amendments to provide funding to continue housing and rental assistance services, as described above:

- NS BH-ASO–Bridgeways–ICN-26 AMD 1
- NS BH-ASO–Compass Health–ICN-26 AMD 2
- NS BH-ASO–Lifeline Connections–ICN-26 AMD 1
- NS BH-ASO–LWC–ICN-26 AMD 1
- NS BH-ASO–PHS–ICN-26 AMD 1
- NS BH-ASO–Opportunity Council–ICN-26 AMD 1

Report from the Executive Director

Lindsay Lopes, Deputy Director

Lindsay gave the Report from the Executive Director and the topics included:

- Rural Transformation Funds
- HB1813 Update
- ASO Staffing
- Tribal Designated Crisis Responder (DCR) Training/Yakima
- Island County Crisis Request for Proposal (RFP)
- San Juan Co-Responder Update
- Lynnwood Crisis Facility Grand Opening
- Crisis Metrics Report-in member binders for review

Adjourn – Chair 2:38 p.m.

Next Meeting: June 11th, 2026



Advisory Board Meeting Brief

June 2nd, 2026

The Advisory Board convened on Tuesday, June 2nd.

The Finance/Executive Committee and the Full Board Meeting briefs are below:

- **Advisory Board Meeting**
 - Lindsay Lopes (ASO's Deputy Director) gave a summary of the Federal Block Grant funds as well as the Mental Health Block Grant funds
 - Advisory Board Members discussed the 2026 Art and Poetry Contest
 - Due to lack of a sufficient number of entries, it was decided to push out the entry due date to August 1st, while distributing the flyer once again
 - Advisory Board members engaged in discussion on current behavioral health happenings
- **Finance/Executive Committee Meeting**
 - The May Expenditures have not yet been received. Kimberly Nakatani (ASO's Accountant) gave an overview of the items to be received. The Advisory Board recommended they be forwarded to the Board of Directors for approval upon delivery
 - The Action Items were passed and recommended to the Board of Directors for approval
 - There will be no meeting in July, as it is summer recess for the Advisory Board
- **Executive Director's Report**
 - JanRose (ASO's Executive Director) gave an update on current, relevant topics taking place in the North Sound Region

North Sound Behavioral Health Administrative Services Organization
June 11th, 2026
Board of Directors Financial Notes
May 2026 Financial Statements

HIGHLIGHTS

1. The ratio of budget to actual revenues for State, Medicaid, MHBG, and SABG reflect favorable and unfavorable variances, primarily due to timing differences between billings and deposits. Budget variances are largely attributable to late payments and provider billing delays. As a result of these timing differences, overall service expenses are currently below budgeted levels.
2. The Revenue and Expense Statement remains stable as of the end of May, reflecting a net Income of \$2,499,165. This increase is primarily attributable to the receipt of new Proviso Crisis Stabilization funding. Variations in the MHBG and SABG fund balances are largely related to fluctuations in billing activity and reimbursement timing from the Health Care Authority. Overall, revenues continue to adequately support operating expenses.

As of December 31, 2025, the General Fund balance was \$8,186,221. The minimum required reserve is \$3,065,156 and the maximum allowed reserve is \$6,130,213.

3. The Medicaid fund balance is currently negative due to timing differences between provider billing and MCO payments. MCO payments are typically remitted at the beginning of the month, while the related expenses are not recognized until the following month. This timing difference temporarily reduces the fund balance until the corresponding MCO payments are recorded.

NOTES

1. We are presenting the financial statements for March 2026 for North Sound Behavioral Health Administrative Services Organization.
2. These monthly statements are prepared for the Board's use only. They provide a snapshot of expenses and revenue for a single calendar month compared with a hypothetical "year to date" projection. However, neither revenue nor expenditures occur on an equal 1/12 amount each month.

3. The North Sound BH-ASO adopts “calendar year” budgets, the funding allocations from the state is a state fiscal year basis [with adjustments every 6 months]. The exceptions are Federal Block Grant Funds which are allocated for the entire fiscal year.
4. Revenues and expenses are managed independently within each of the major funds, categories: Medicaid, State General Fund, Mental Health Block Grant, and Substance Abuse Block Grant.
5. Within ‘State General Funds’, allocations are further subdivided between general state funds, and the multiple “Proviso” funds allocated for specific services.
6. We have added two new lines at the bottom of the “Revenue and Expense” tab which shows the beginning and ending fund balance within each fund category for the state fiscal year. Also added are additional lines at the bottom to show the Net Income from Operations before the transfer of funds to the BHO.
7. The Budget to Actuals statement includes notes on areas where there is a variance between the hypothetical year-to-date budget and actual revenues and expenditures. Additional lines at the bottom show the transfer of funds separate from the normal operations.

**NORTH SOUND BEHAVIORAL HEALTH ADMINISTRATIVE SERVICE ORGANIZATION
PRELIMINARY REVENUE and EXPENSE STATEMENT for May 2026***

	YTD	YTD	YTD	YTD	YTD
	2026	2026	2026	2026	2026
	Totals	Medicaid	State	MHBG	SABG
REVENUES					
Intergovernmental Revenues					
MHBG*	729,076			729,076	
SABG*	1,248,466				1,248,466
State Funds*	17,503,011		17,503,011		
Medicaid (MCO)*	4,972,457	4,972,457			
Total Intergovernmental Revenues	24,453,010	4,972,457	17,503,011	729,076	1,248,466
Misc. Revenue **					
Interest Revenue	121,597		121,597		
TOTAL REVENUES	\$ 24,574,607	\$ 4,972,457	\$ 17,624,608	\$ 729,076	\$ 1,248,466

EXPENDITURES					
Inpatient Treatment	\$ 919,432		\$ 919,432		
ITA Judicial	741,618		741,618		
Crisis Services	5,784,293	2,593,103	3,191,190		
Crisis Teams - Children & Youth	894,492	647,486	247,007		
MH Crisis Stabilization	409,888		409,888		
E&T Services	435,077		435,077		
E&T Discharge Planner	44,595		44,595		
Jail Services	99,925		99,925		
PACT Services	209,154		209,154		
Assisted Outpatient Treatment	340,185		340,185		
Trueblood	49,485		49,485		
BH Enhancement Funds	61,250		61,250		
HOST	516,653		516,653		
SnoCo Crisis Start up 32-Bed	82,036		82,036		
Pilot per Proviso 13b Proviso Revenue Shift	69,245		69,245		
Crisis Endorsed Teams	1,414,583		1,414,583		
MRSS - CYFT	95,547		95,547		
988 - Enhanced Crisis Expenses (112)	113,786		113,786		
MHBG Peer Bridger & State Funds	135,967		71,138	64,829	
MHBG Expenditures ***	332,751			332,751	
MHBG Co-Responder	397,220			397,220	
MHBG PATH	84,023			84,023	
HARPS Housing	276,482		276,482		
DOC Housing	712,622		712,622		
Proviso 86 Behavioral Health Housing	489,361		489,361		
Governor Housing Voucher	10,076		10,076		
Tribal DCA	38,045		38,045		
DCA County Contracts	109,584		109,584		
Recovery Navigator Program	821,021		821,021		
Youth Inpatient Navigators	141,396		141,396		
SABG Peer Pathfinder	80,000				80,000
SABG Expenditures ****	284,551				284,551
SABG PPW Housing Support Services	142,987				142,987
SABG Opiate Dependency Outreach	515,113				515,113
SABG Engagement & Referral / Co-Responder	401,877				401,877
Withdrawal Management	483,045		483,045		
Juvenile Drug Court	43,837		43,837		
Client Services in New Crisis Stabilization Facilities					
Client Services in Facilities	299,576		299,576		
New Journey First Episode Psychosis	31,783		31,783		
Other MH Services *****	947,548		947,548		
Other SUD Services	826,306		826,306		
Advisory Board	5,908		5,908		
Subtotal - Services	19,892,324	3,240,589	14,348,382	878,824	1,424,529
Administration	\$ 2,183,118	355,644	1,827,474		
TOTAL EXPENDITURES	\$ 22,075,442	\$ 3,596,233	\$ 16,175,856	\$ 878,824	\$ 1,424,529
Net Income	\$ 2,499,165	\$ 1,376,223	\$ 1,448,752	\$ (149,747)	\$ (176,063)

*Beginning Fund Balance 12/31/25	13,321,299	1,590,876	11,610,676	(265,581)	385,328
*Ending Fund Balance	15,820,464	2,967,099	13,059,428	(415,328)	209,265
Flexible GFS balance at 12/31/25			8,196,221		

*Note: State Fund Balance also includes Proviso Fund Balances which are designated for specific expenditures

*** THIS IS AN UNAUDITED STATEMENT**

* Medicaid and State revenue are paid in advance. MHBG, SABG and SAMHSA revenue are paid on an expense reimbursement method. Expenses are recognized when the bill is received.

** Misc. Revenue Includes Room Rental Fees, Tribal Conference, Salish Contract

*** MHBG Includes other MHBG services. Does not include Crisis or E&T

**** SABG Includes other SABG services. Does not include Crisis

***** Other MH Services Includes CORS, FYSPT, Outpatient Services, PATH match

**NORTH SOUND BEHAVIORAL HEALTH ADMINISTRATIVE SERVICE ORGANIZATION
PRELIMINARY REVENUE and EXPENSE STATEMENT for MAY 2026*
BUDGET TO ACTUALS**

REVENUES	2026 Budget	YTD 2026 Budget	YTD 2026 Actual	Variance Favorable (Unfavorable)
Intergovernmental Revenues				
MHBG*	1,261,032	525,430	729,076	203,646
SABG*	3,078,998	1,282,916	1,248,466	(34,450)
State Funds*	45,059,518	18,774,799	17,503,011	(1,271,788)
Medicaid (MCO)*	14,899,609	6,208,170	4,972,457	(1,235,714)
Total Intergovernmental Revenues	64,299,157	26,791,315	24,453,010	(2,338,306)
Misc. Revenue **				-
Interest Revenue	400,000	166,667	121,597	(45,069)
Use of Fund Balance	0			
TOTAL REVENUES	\$ 64,699,157	\$ 26,957,982	\$ 24,574,607	\$ (2,383,375)

EXPENDITURES

Budget Variances due to Fluctuations in Provider Invoicing and HCA Payments

Inpatient Treatment	\$ 1,700,000	708,333	\$ 919,432	(211,098)
ITA Judicial	2,854,976	1,189,573	741,618	447,955
Crisis Services	18,557,764	7,732,402	5,784,293	1,948,108
Crisis Teams - Children & Youth	2,416,259	1,006,775	894,492	112,282
MH Crisis Stabilization	800,000	333,333	409,888	(76,555)
E&T Services	1,016,506	423,544	435,077	(11,533)
E&T Discharge Planner	207,292	86,372	44,595	41,777
Jail Services	330,780	137,825	99,925	37,900
PACT Services	1,178,448	491,020	209,154	281,866
Assisted Outpatient Treatment			340,185	
Trueblood	223,944	93,310	49,485	43,825
BH Enhancement Funds	779,184	324,660	61,250	263,410
HOST	1,239,966	516,653	516,653	-
SnoCo Crisis Start up 32-Bed	779,498	324,791	82,036	242,755
Pilot per Proviso 13b Proviso Revenue Shift			69,245	
Crisis Endorsed Teams	4,679,952	1,949,980	1,414,583	535,397
MRSS - CYFT	744,426	310,178	95,547	214,631
988 - Enhanced Crisis Expenses (112)	1,230,988	512,912	113,786	399,126
MHBG Peer Bridger & State Funds	273,256	113,857	135,967	(22,110)
MHBG Expenditures ***	386,032	160,847	332,751	(171,905)
MHBG Co-Responder	875,000	364,583	397,220	(32,637)
MHBG PATH	207,459	86,441	84,023	2,418
HARPS Housing	707,380	294,742	276,482	18,260
DOC Housing	1,512,509	630,212	712,622	(82,409)
Proviso 86 Behavioral Health Housing	1,403,664	584,860	489,361	95,499
Governor Housing Voucher	25,000	10,417	10,076	341
Tribal DCR	93,000	38,750	38,045	705
DCA County Contracts	581,292	242,205	109,584	132,621
Recovery Navigator Program	2,204,829	918,679	821,021	97,658
Youth Inpatient Navigators			141,396	
SABG Peer Pathfinder	131,480	54,783	80,000	(25,217)
SABG Expenditures ****	100,000	41,667	284,551	(242,885)
SABG PPW Housing Support Services	400,000	166,667	142,987	23,679
SABG Opiate Dependency Outreach	1,407,314	586,381	515,113	71,267
SABG Engagement & Referral / Co-Responder	1,171,684	488,202	401,877	86,325
Withdrawal Management	2,546,956	1,061,232	483,045	578,187
Juvenile Drug Court	139,800	58,250	43,837	14,413
Client Services in New Crisis Stabilization Facilities	1,192,431	496,846		496,846
Client Services in Facilities	795,521	331,467	299,576	31,891
New Journey First Episode Psychosis	49,968	20,820	31,783	(10,963)
Other MH Services *****	1,434,153	597,564	947,548	(349,985)
Other SUD Services	1,532,000	638,333	826,306	(187,973)
Advisory Board	19,996	8,332	5,908	2,424
Subtotal - Services	57,930,708	24,137,795	19,892,324	4,245,471
Administration	6,368,449	2,653,521	2,183,118	470,403
TOTAL EXPENDITURES	\$ 64,299,157	\$ 26,791,315	\$ 22,075,442	\$ 4,715,873

Excess of Revenues Over (Under) Expenditure. \$ 2,499,165

* THIS IS AN UNAUDITED STATEMENT

* Medicaid and State revenue are paid in advance. MHBG, SABG and SAMHSA revenue are paid on an expense reimbursement method. Expenses are recognized when the bill is received.

** Misc. Revenue Includes Room Rental Fees, Tribal Conference, Salish Contract

*** MHBG Includes other MHBG services. Does not include Crisis or E&T

**** SABG Includes other SABG services. Does not include Crisis

NORTH SOUND BH-ASO

Warrants Paid

May 2026

Type	Date	Num	Name	Amount
Bill Pmt -Check	05/01/2026	61744	A-1 Mobile Lock & Key	-149.60
Bill Pmt -Check	05/01/2026	61746	Bridgeways	-57,045.65
Bill Pmt -Check	05/01/2026	61746	Brigid Collins	-15,000.78
Bill Pmt -Check	05/01/2026	61747	CENTER FOR HUMAN SERVICES	-45,175.61
Bill Pmt -Check	05/01/2026	61748	Commercial Alarm and Detection Inc	-106.08
Bill Pmt -Check	05/01/2026	61748	Community Action of Skagit Co	-25,236.12
Bill Pmt -Check	05/01/2026	61748	Compass Health	-1,553,804.82
Bill Pmt -Check	05/01/2026	61750	Evergreen Recovery	-195,553.56
Bill Pmt -Check	05/01/2026	61755	Lake Whatcom Center	-64,531.72
Bill Pmt -Check	05/01/2026	61756	Lifeline Connections	-83,042.12
Bill Pmt -Check	05/01/2026	61757	Mount Baker Presbyterian Church	-18,483.98
Bill Pmt -Check	05/01/2026	61759	Office Depot	-243.15
Bill Pmt -Check	05/01/2026	61759	Opportunity Council	-36,433.25
Bill Pmt -Check	05/01/2026	61759	Pioneer Center	-38,527.06
Bill Pmt -Check	05/01/2026	61764	SALISH SEA PSYCHOTHERAPY & COI	-6,090.32
Bill Pmt -Check	05/01/2026	61761	San Juan County Health & Comm. Servi	-3,163.04
Bill Pmt -Check	05/01/2026	61762	Skagit County Clerk	-99,596.69
Bill Pmt -Check	05/01/2026	61759	Skagit Valley Hospital	-8,123.88
Bill Pmt -Check	05/01/2026	61764	Telecare Corporation	-25,056.21
Bill Pmt -Check	05/01/2026	61744	Wellfound Behavioral Health Hospital	-7,179.93
Bill Pmt -Check	05/01/2026	60645	Wellfound Behavioral Health Hospital	-14,245.80
Bill Pmt -Check	05/08/2026	61771	Asian Counseling Treatment	-3,022.49
Bill Pmt -Check	05/08/2026	61774	CENTER FOR HUMAN SERVICES	-4,824.28
Bill Pmt -Check	05/08/2026	61775	Consejo Counseling	-47,453.84
Bill Pmt -Check	05/08/2026	61787	Drake, Megan-reimbursement	-69.60
Bill Pmt -Check	05/08/2026	61772	Fairfax Hospital	-29,007.00
Bill Pmt -Check	05/08/2026	61792	Haggen/Safeway	-18.88
Bill Pmt -Check	05/08/2026	61781	Island County Human Services	-79,563.98
Bill Pmt -Check	05/08/2026	61785	Lake Whatcom Center	-8,964.13
Bill Pmt -Check	05/08/2026	61786	Lifeline Connections	-59,967.36
Bill Pmt -Check	05/08/2026	61788	NAVOS	-4,834.56
Bill Pmt -Check	05/08/2026	61791	Pioneer Center	-150,320.08
Bill Pmt -Check	05/08/2026	61793	Sea Mar	-4,081.55
Bill Pmt -Check	05/08/2026	61800	Smokey Point Behavioral Hospital	-231.27
Bill Pmt -Check	05/08/2026	61795	Snohomish Co Juvenile	-11,116.11
Bill Pmt -Check	05/08/2026	61795	Snohomish Co Prosecutor	-9,846.32
Bill Pmt -Check	05/08/2026	61796	T-Mobile	-1,222.08
Bill Pmt -Check	05/08/2026	61799	Valley Cities Counseling	-1,512.80
Bill Pmt -Check	05/08/2026	61802	WOLF LEE HURST & SLATTERY PLLP	-65.00
Bill Pmt -Check	05/15/2026	61805	Asian Counseling Treatment	-4,162.33
Bill Pmt -Check	05/15/2026	61807	Bridgeways	-7,700.99

NORTH SOUND BH-ASO
Warrants Paid
May 2026

Bill Pmt -Check	05/15/2026	61808	Catholic Community Services	-3,789.04
Bill Pmt -Check	05/15/2026	61809	Comcast	-359.84
Bill Pmt -Check	05/15/2026	61809	Compass Health	-227.72
Bill Pmt -Check	05/15/2026	61810	Consejo Counseling	-14,915.51
Bill Pmt -Check	05/15/2026	61810	COORDINATED CARE OF WASHINGTON	-345,639.26
Bill Pmt -Check	05/15/2026	61813	Firstline Communications (All Phase)	-1,200.91
Bill Pmt -Check	05/15/2026	61813	Frontline Cleaning Services LLC	-445.00
Bill Pmt -Check	05/15/2026	61814	Harborview Medical Center	-22,882.86
Bill Pmt -Check	05/15/2026	61817	Lake Whatcom Center	-44,545.28
Bill Pmt -Check	05/15/2026	61818	Lifeline Connections	-5,929.84
Bill Pmt -Check	05/15/2026	61823	Pitney Bowes Leasing	-573.00
Bill Pmt -Check	05/15/2026	61825	Sea Mar	-4,164.00
Bill Pmt -Check	05/15/2026	61828	Snohomish Co Human Services	-389,666.51
Bill Pmt -Check	05/15/2026	61822	St Joseph Medical Center, Peace Health	-6,586.08
Bill Pmt -Check	05/15/2026	61828	Sylvie, Stacy	-2,205.00
Bill Pmt -Check	05/15/2026	61829	Therapeutic Health Services	-93,783.04
Bill Pmt -Check	05/15/2026	61831	Valley Cities Counseling	-1,512.80
Bill Pmt -Check	05/15/2026	61831	Volunteers of America	-205,322.23
Bill Pmt -Check	05/15/2026	61832	Whatcom County Health Department	-76,507.16
Bill Pmt -Check	05/22/2026	61836	Asian Counseling Treatment	-1,932.01
Bill Pmt -Check	05/22/2026	61838	CENTER FOR HUMAN SERVICES	-9,257.51
Bill Pmt -Check	05/22/2026	61839	Community Action of Skagit Co	-21,888.00
Bill Pmt -Check	05/22/2026	61839	Compass Health	-224,538.62
Bill Pmt -Check	05/22/2026	61839	Conquer	-41,135.44
Bill Pmt -Check	05/22/2026	61839	CSD Attorney At Law	-1,254.00
Bill Pmt -Check	05/22/2026	61847	King County BHO	-84,729.00
Bill Pmt -Check	05/22/2026	61847	Lake Whatcom Center	-25,762.73
Bill Pmt -Check	05/22/2026	61848	Lifeline Connections	-7,408.40
Bill Pmt -Check	05/22/2026	61860	Maharaj-Lewis, Starleen	-201.25
Bill Pmt -Check	05/22/2026	61851	Office Depot	-163.94
Bill Pmt -Check	05/22/2026	61844	Ottaway Martin JanRose	-3,382.52
Bill Pmt -Check	05/22/2026	61853	Providence-Everett	-183,109.62
Bill Pmt -Check	05/22/2026	61860	SALISH SEA PSYCHOTHERAPY & COI	-7,408.52
Bill Pmt -Check	05/22/2026	61855	Sea Mar	-36,621.62
Bill Pmt -Check	05/22/2026	61859	Snohomish Co Human Services	-475.00
Bill Pmt -Check	05/22/2026	61859	Snohomish Co Prosecuter	-127,537.13
Bill Pmt -Check	05/22/2026	61862	Thurston Mason-BHO	-17,125.72
Bill Pmt -Check	05/22/2026	61862	Tulalip Tribes	-23,665.93
Bill Pmt -Check	05/22/2026	61865	WA State Patrol	-11.00
Bill Pmt -Check	05/29/2026	61868	American Behavioral Health Systems, In	-105,809.70
Bill Pmt -Check	05/29/2026	61868	Asian Counseling Treatment	-2,519.97
Bill Pmt -Check	05/29/2026	61869	Bridgeways	-69,000.85

NORTH SOUND BH-ASO
Warrants Paid
May 2026

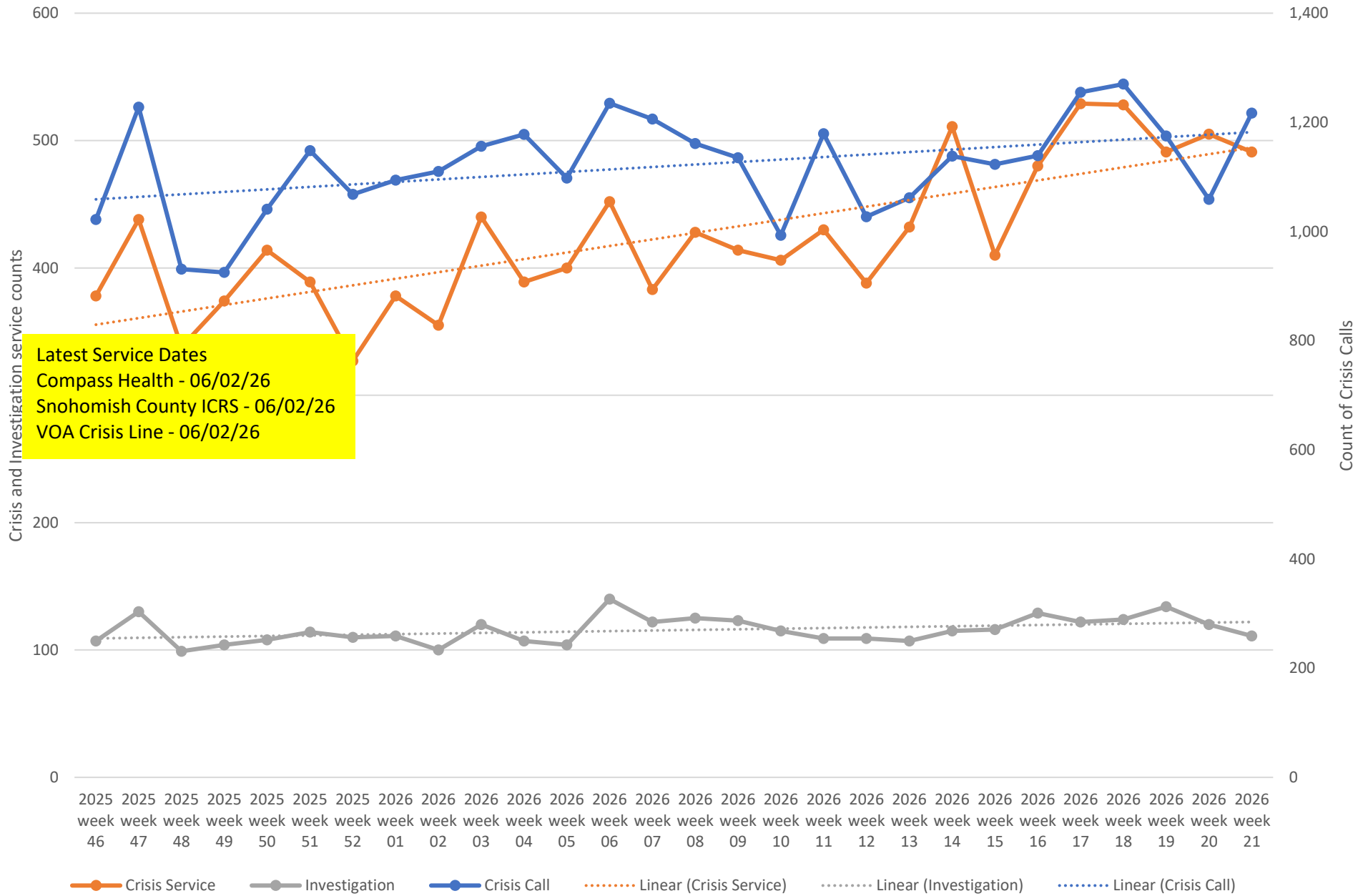
Bill Pmt -Check	05/29/2026	61869	Brigid Collins	-14,239.70
Bill Pmt -Check	05/29/2026	61870	Carasoft Technology Corp	-10,117.08
Bill Pmt -Check	05/29/2026	61871	Compass Health	-187,998.27
Bill Pmt -Check	05/29/2026	61891	Culligan NW	-13.94
Bill Pmt -Check	05/29/2026	61879	Drake, Megan-reimbursement	-515.20
Bill Pmt -Check	05/29/2026	61873	Evergreen Recovery	-183,244.64
Bill Pmt -Check	05/29/2026	61869	Fairfax Hospital	-28,244.55
Bill Pmt -Check	05/29/2026	61878	Lifeline Connections	-7,100.18
Bill Pmt -Check	05/29/2026	61880	Mount Baker Presbyterian Church	-24,511.77
Bill Pmt -Check	05/29/2026	61881	Opportunity Council	-33,731.63
Bill Pmt -Check	05/29/2026	61883	Pioneer Center	-123,124.70
Bill Pmt -Check	05/29/2026	61883	Pitney Bowes Pur Power	-45.39
Bill Pmt -Check	05/29/2026	61883	Providence-Everett	-2,206.90
Bill Pmt -Check	05/29/2026	61884	Richoh USA - 31001	-357.16
Bill Pmt -Check	05/29/2026	61884	San Juan County Health & Comm. Servi	-15,961.78
Bill Pmt -Check	05/29/2026	61885	Sea Mar	-6,250.81
Bill Pmt -Check	05/29/2026	61886	Skagit County Public Health	-252,304.82
Bill Pmt -Check	05/29/2026	61887	Snohomish Co Juvenile	-9,842.88
Bill Pmt -Check	05/29/2026	61887	Snohomish Co Prosecutor	-57,203.06
Bill Pmt -Check	05/29/2026	61887	SRS Property Management	-12,326.58
Bill Pmt -Check	05/29/2026	61889	Therapeutic Health Services	-10,088.44
Bill Pmt -Check	05/29/2026	61890	US Bank	-4,662.83
Bill Pmt -Check	05/29/2026	61868	Wellfound Behavioral Health Hospital	-1,595.54
Bill Pmt -Check	05/29/2026	IGT	Skagit County Auditor	-3,500.00
				-5,929,155.43
				-5,929,155.43
				-5,929,155.43



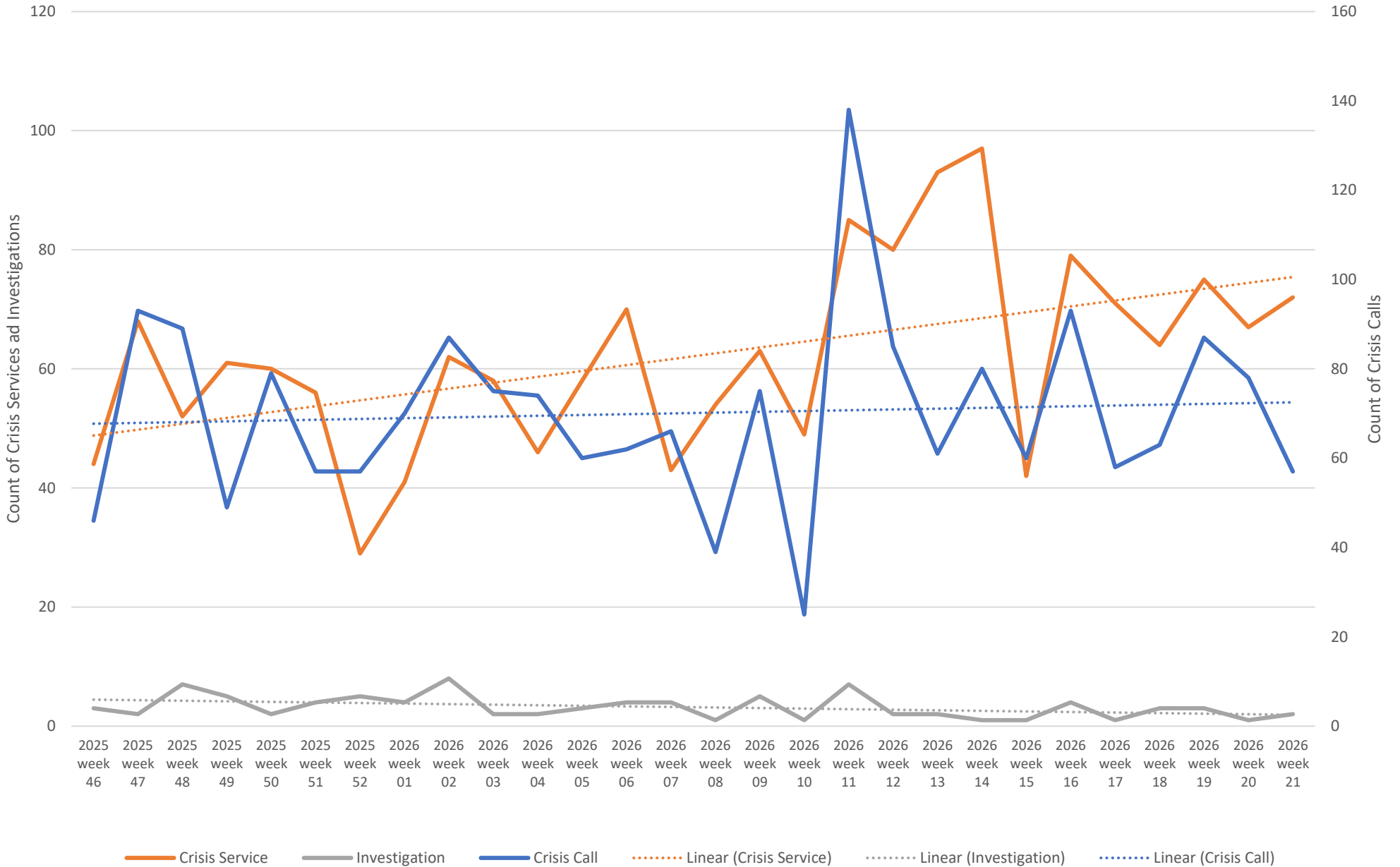
Weekly Crisis Capacity Indicator Snapshot

Page 2	Crisis Data - dates 11/09/25 to 05/23/26
Page 3	Crisis Data: Ages 0-17 - dates 11/09/25 to 05/23/26
Page 4	All DCR Dispatches - dates 11/09/25 to 05/23/26
Page 5	Endorsed Team BH Emergency Episodes (Linked to H2011 Crisis services with ET and UB mod) from 11/09/25 to 05/23/26
Page 6	Mobile Response Episodes (Telehealth Not included) from 11/09/25 to 05/23/26
Page 7	Telehealth Mobile Response Episodes Only from 11/09/25 to 05/23/26
Page 8	Weekly Staff Count - Staff providing Crisis or Investigation services 11/09/25 to 05/23/26
Page 9	Hospital placement locations (Invol and Vol) - No adjustment has been made for timely data - recent weeks likely low
Page 10	Telehealth only, crisis and investigation services from 11/09/25 to 05/23/26
Page 11	Crisis Service Unit Percent - Crisis Service units divided by Crisis units + Investigation units
Page 12	Place of Service -Crisis Services, percent of total by week
Page 13	Place of Service -Investigations, percent of total by week
Page 14	North Sound BH ASO Walkaway Chart 11/09/25 to 05/23/26

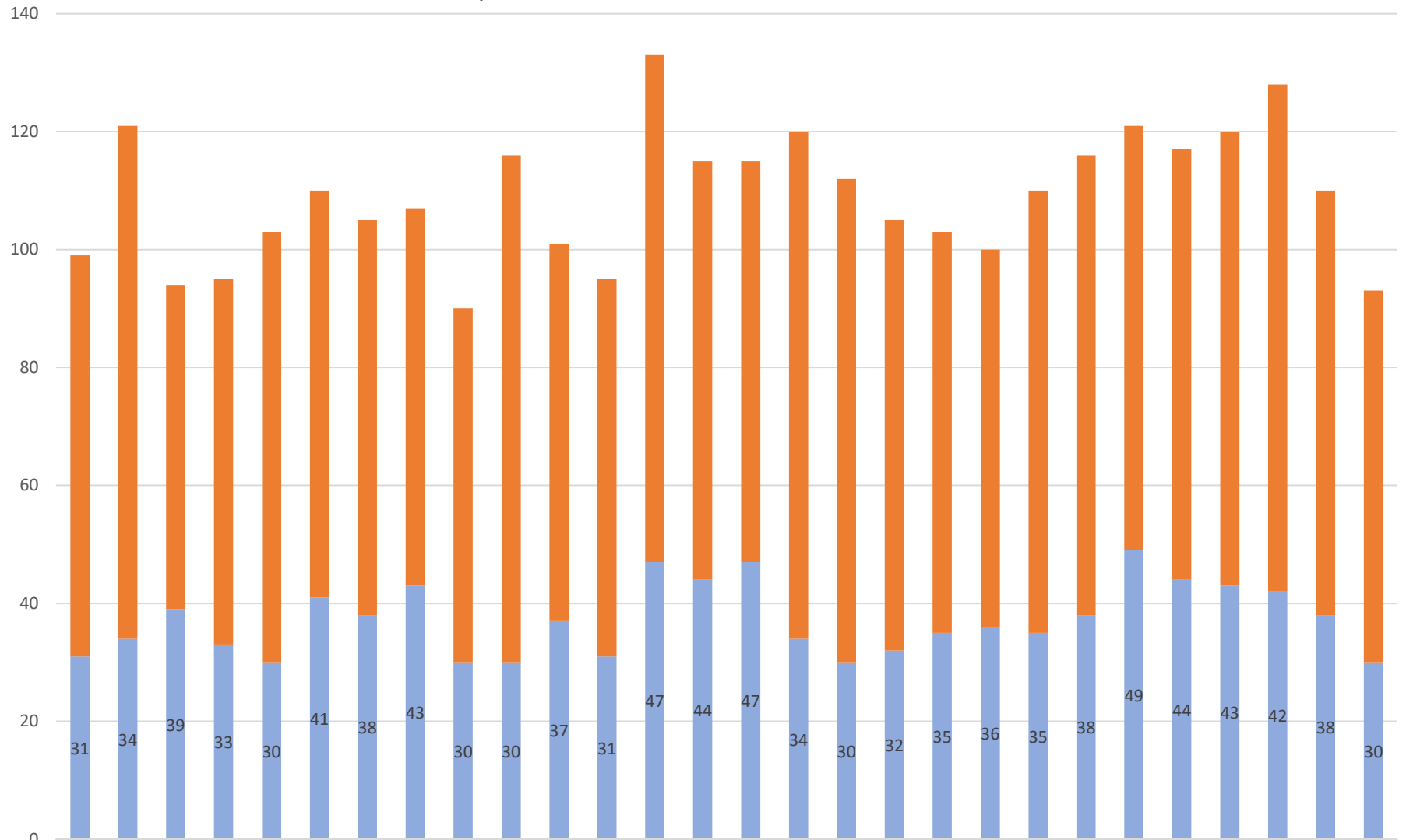
Crisis Data - dates 11/09/25 to 05/23/26



Crisis Data: Ages 0-17 - dates 11/09/25 to 05/23/26



All DCR Dispatches - dates 11/09/25 to 05/23/26



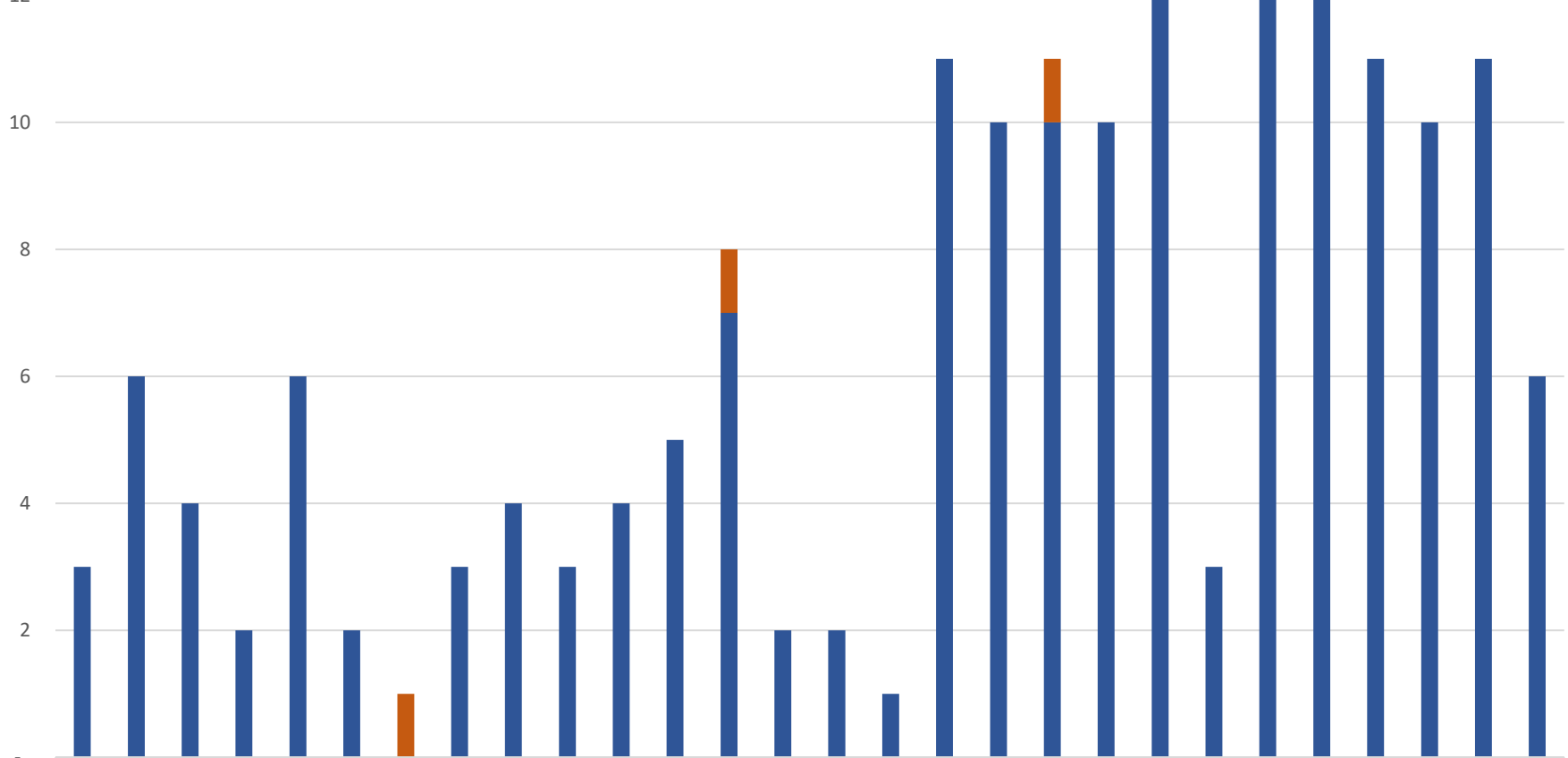
dispatch resulting in other outcome	68	87	55	62	73	69	67	64	60	86	64	64	86	71	68	86	82	73	68	64	75	78	72	73	77	86	72	63
dispatch resulting in detention	31	34	39	33	30	41	38	43	30	30	37	31	47	44	47	34	30	32	35	36	35	38	49	44	43	42	38	30

*Telehealth Endorsed Team Services not included (No requirement for Response time) Telehealth Episodes this Period left off this graph: 50

Endorsed Team BH Emergency Episodes (Linked to H2011 Crisis services with ET and UB mod) from 11/09/25 to 05/23/26

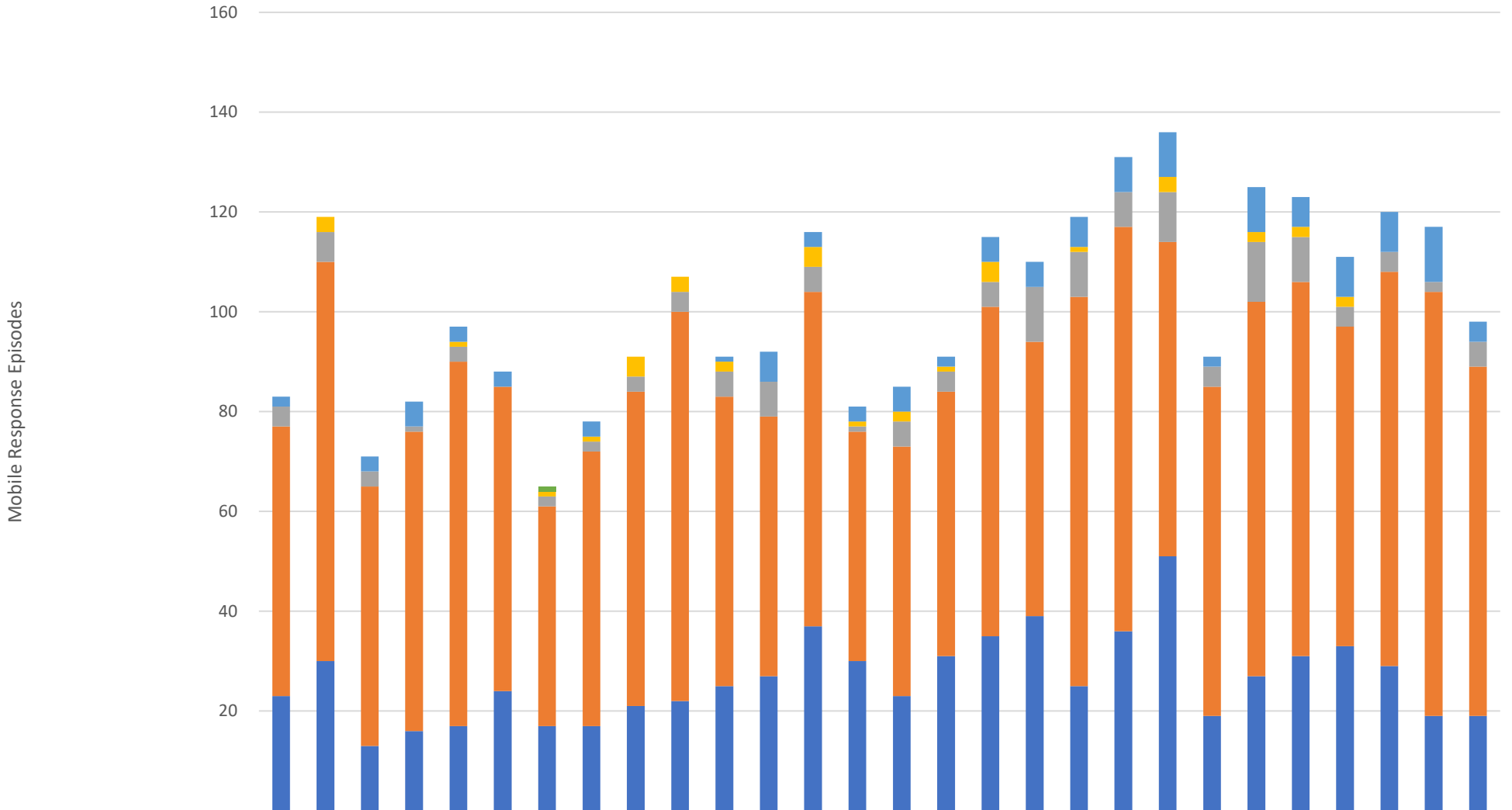
<=15 min to deploy		<=30 min to Arrive		<=20 min to Arrive		<=15 min to deploy				
BH Emergency Rural Met Time Goal	BH Emergency Rural Unmet Time Goal	BH Emergency Suburban Met Time Goal	BH Emergency Suburban Unmet Time Goal	BH Emergency Urban Met Time Goal	BH Emergency Urban Unmet Time Goal	BH Emergency No Service Zip Met Time Goal	BH Emergency No Service Zip Unmet Time Goal	Met Goal	Unmet Goal	Total
58	1	25	1	96	1	-	-	179	3	182
98.3%	1.7%	96.2%	3.8%	99.0%	1.0%			98.4%	1.6%	

Count of Mobile Response BH Emergency Episodes



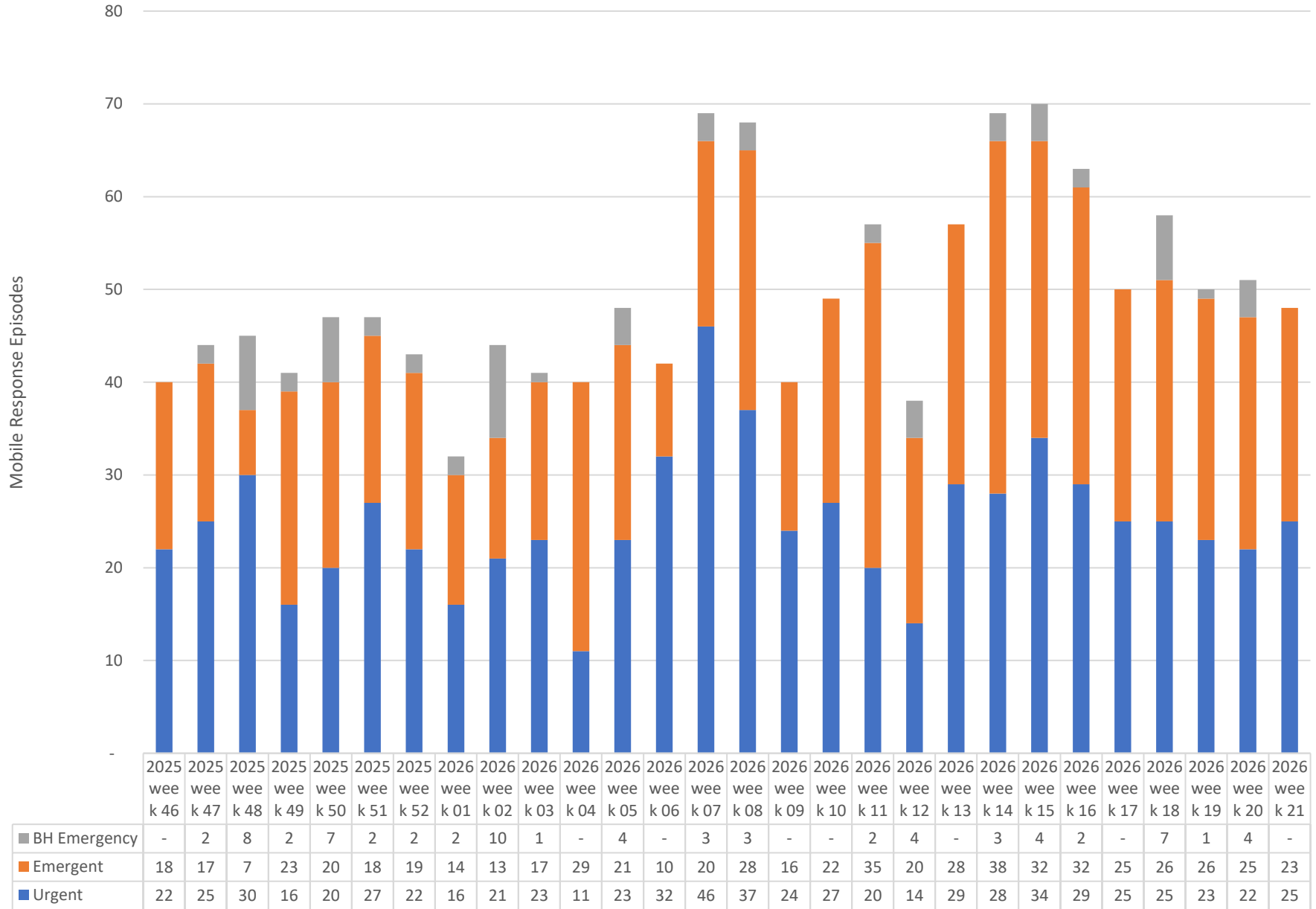
	2025 week 46	2025 week 47	2025 week 48	2025 week 49	2025 week 50	2025 week 51	2025 week 52	2026 week 01	2026 week 02	2026 week 03	2026 week 04	2026 week 05	2026 week 06	2026 week 07	2026 week 08	2026 week 09	2026 week 10	2026 week 11	2026 week 12	2026 week 13	2026 week 14	2026 week 15	2026 week 16	2026 week 17	2026 week 18	2026 week 19	2026 week 20	2026 week 21	
Exceeded Time Goal	-	-	-	-	-	-	1	-	-	-	-	-	1	-	-	-	-	-	1	-	-	-	-	-	-	-	-	-	
Met Time Goal	3	6	4	2	6	2	-	3	4	3	4	5	7	2	2	1	11	10	10	10	10	15	3	13	15	11	10	11	6

Mobile Response Episodes (Telehealth Not included) from 11/09/25 to 05/23/26

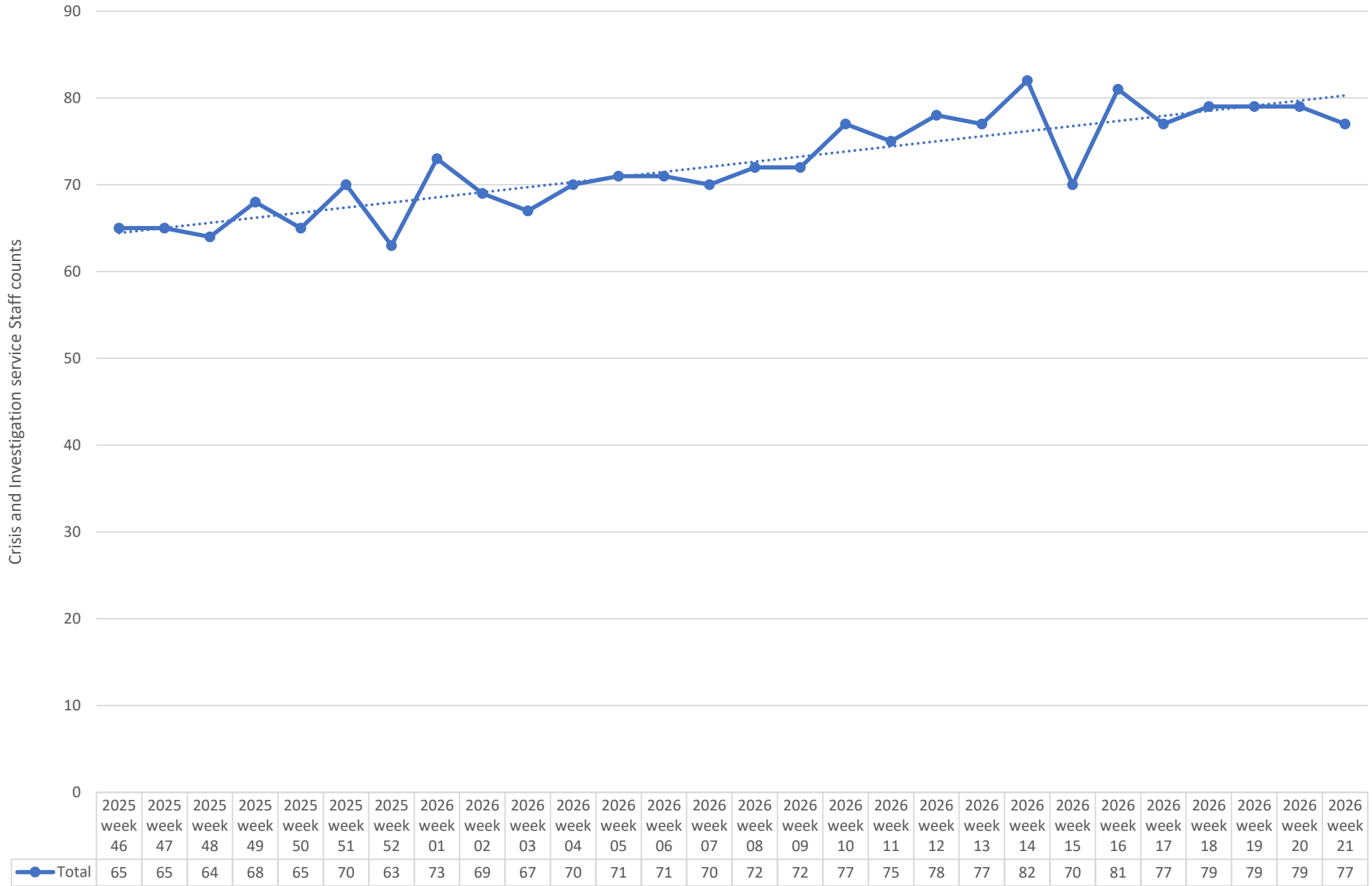


	2025 week 46	2025 week 47	2025 week 48	2025 week 49	2025 week 50	2025 week 51	2025 week 52	2026 week 01	2026 week 02	2026 week 03	2026 week 04	2026 week 05	2026 week 06	2026 week 07	2026 week 08	2026 week 09	2026 week 10	2026 week 11	2026 week 12	2026 week 13	2026 week 14	2026 week 15	2026 week 16	2026 week 17	2026 week 18	2026 week 19	2026 week 20	2026 week 21
BH Emergency No Service Zip	-	-	-	-	-	-	1	-	-	-	-	-	-	-	-	-	-	-	-	-	-	-	-	-	-	-	-	-
BH Emergency Urban	2	-	3	5	3	3	-	3	-	-	1	6	3	3	5	2	5	5	6	7	9	2	9	6	8	8	11	4
BH Emergency Suburban	-	3	-	-	1	-	1	1	4	3	2	-	4	1	2	1	4	-	1	-	3	-	2	2	2	-	-	-
BH Emergency Rural	4	6	3	1	3	-	2	2	3	4	5	7	5	1	5	4	5	11	9	7	10	4	12	9	4	4	2	5
Emergent	54	80	52	60	73	61	44	55	63	78	58	52	67	46	50	53	66	55	78	81	63	66	75	75	64	79	85	70
Urgent	23	30	13	16	17	24	17	17	21	22	25	27	37	30	23	31	35	39	25	36	51	19	27	31	33	29	19	19

Telehealth Mobile Response Episodes Only from 11/09/25 to 05/23/26



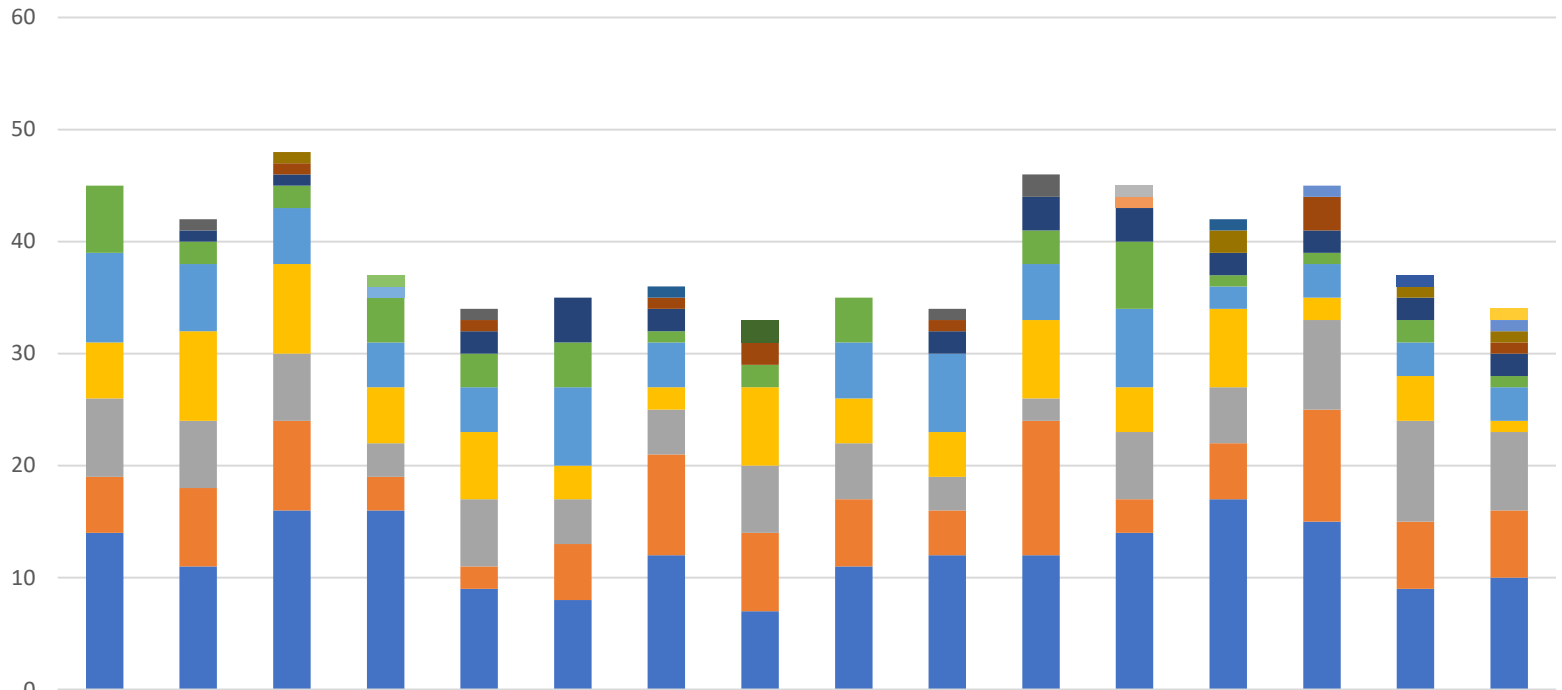
Weekly Staff Count - Staff providing Crisis or Investigation services 11/09/25 to 05/23/26



2026 week 21 ending 01/00/00

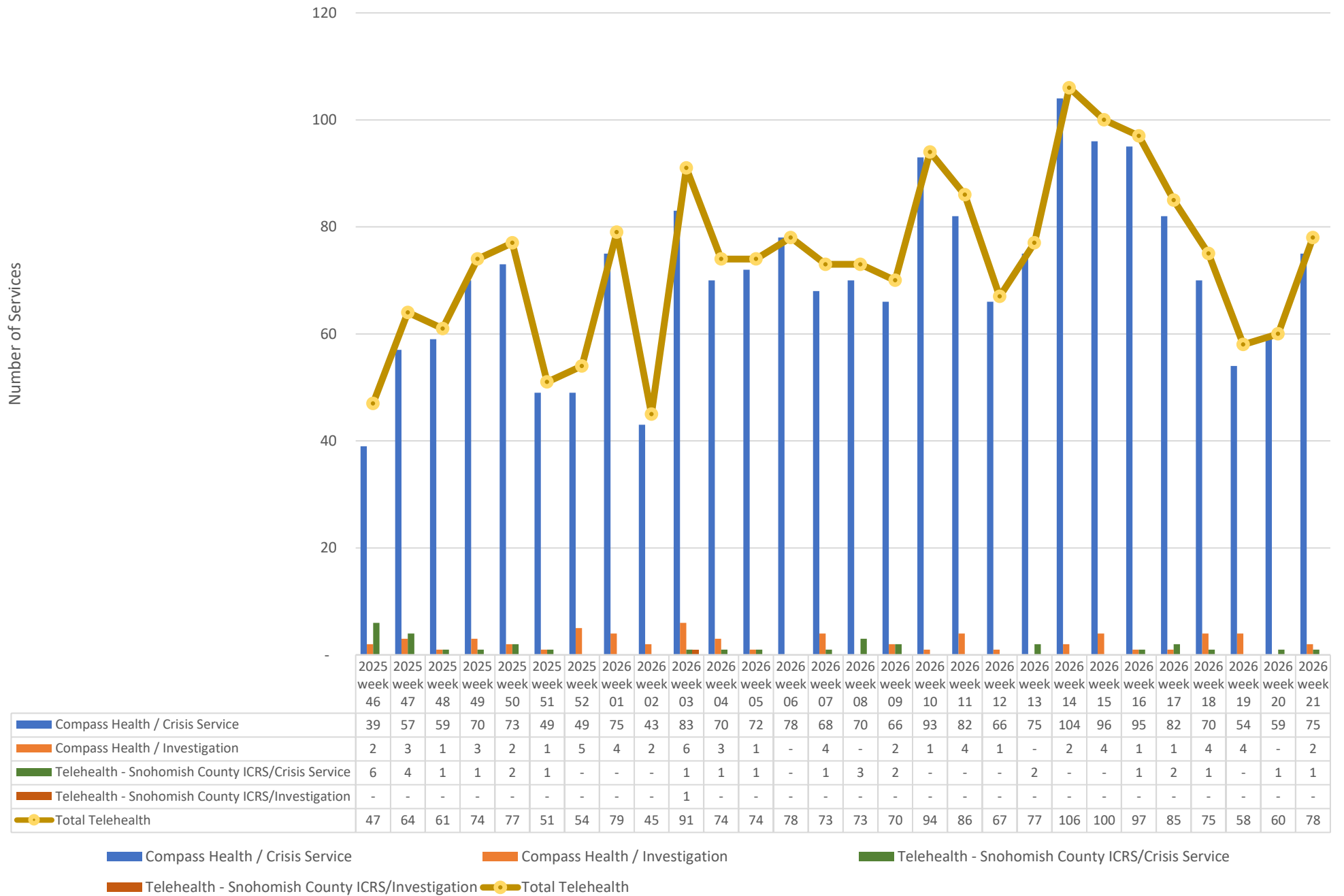
Hospital placement locations (Invol and Vol) - No adjustment has been made for timely data - recent weeks likely low

Count of hospital placement locations in the dispatch record

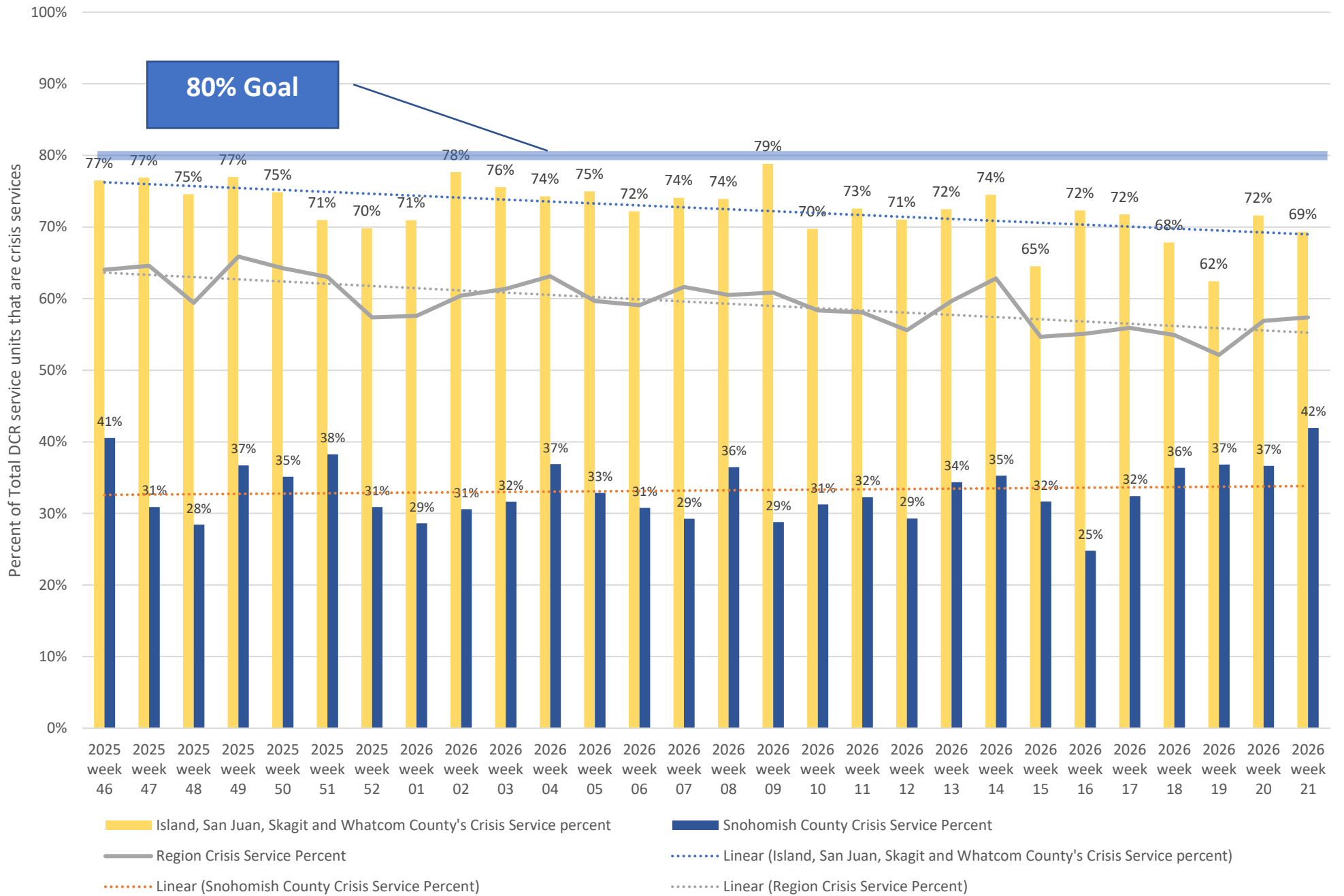


	2026 week 06	2026 week 07	2026 week 08	2026 week 09	2026 week 10	2026 week 11	2026 week 12	2026 week 13	2026 week 14	2026 week 15	2026 week 16	2026 week 17	2026 week 18	2026 week 19	2026 week 20	2026 week 21
South Sound Vest Thurston	14	11	16	16	9	8	12	7	11	12	12	14	17	15	9	10
Swedish Mill Creek	6	2	2	4	3	4	1	2	4		3	6	1	1	2	1
St. Joseph Hospital Bellingham	8	6	5	4	4	7	4		5	7	5	7	2	3	3	3
Tacoma General	5	8	8	5	6	3	2	7	4	4	7	4	7	2	4	1
Western State	7	6	6	3	6	4	4	6	5	3	2	6	5	8	9	7
SWEDISH MEDICAL CENTER CHERRY HILL	5	7	8	3	2	5	9	7	6	4	12	3	5	10	6	6
VALLEY GENERAL HOSPITAL														1		1
PROVIDENCE SACRED HEART MED CNTR AND CHILDRENS HSPTL								2								
Multicare Behavioral Health Inpatient Services - Auburn							1						1			
THURSTON/MASON EandT FACILITY			1										2		1	1
Mukilteo		1			1					1	2					
ABHS Chehalis			1		1		1	2		1				3		1
Telecare North Sound Evaluation and Treatment		1	1		2	4	2			2	3	3	2	2	2	2
BHC Fairfax Hospital INC																
SMOKEY POINT BEHAVIORAL HOSPITAL																
Skagit Valley Hospital																
Peacehealth Bellingham																
SWEDISH EDMONDS																
Providence Everett																

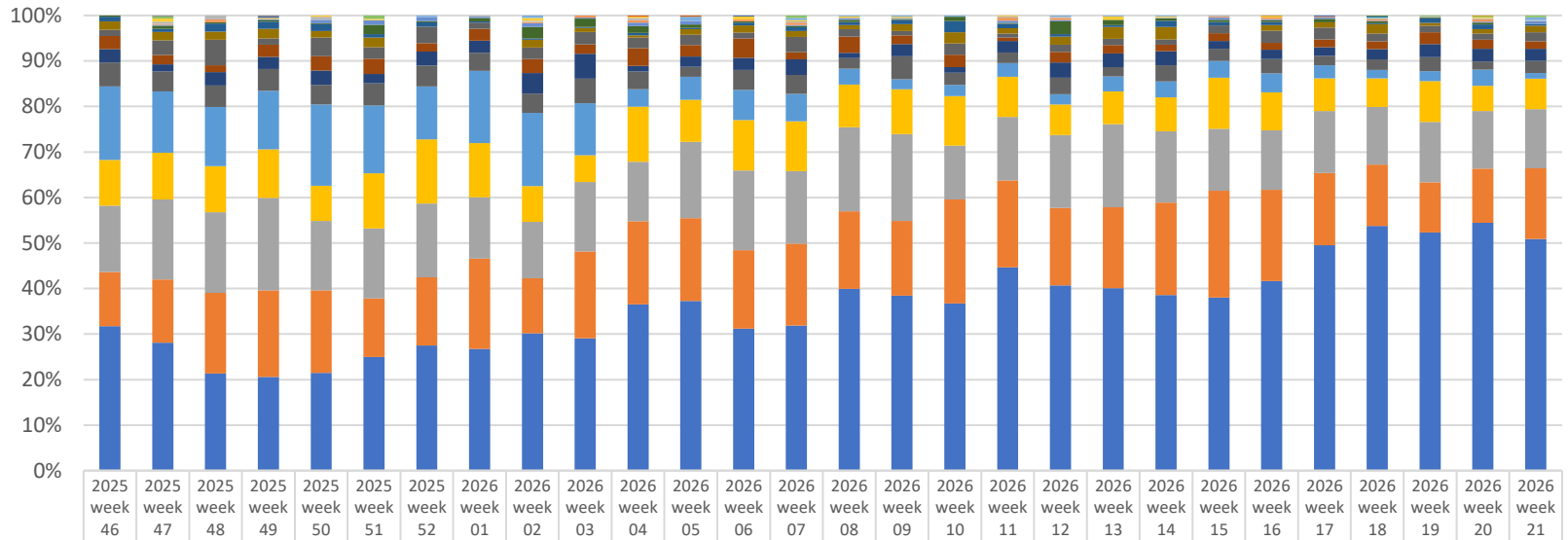
Telehealth only, crisis and investigation services from 11/09/25 to 05/23/26



Crisis Service Unit Percent - Crisis Service units divided by Crisis units + Investigation units

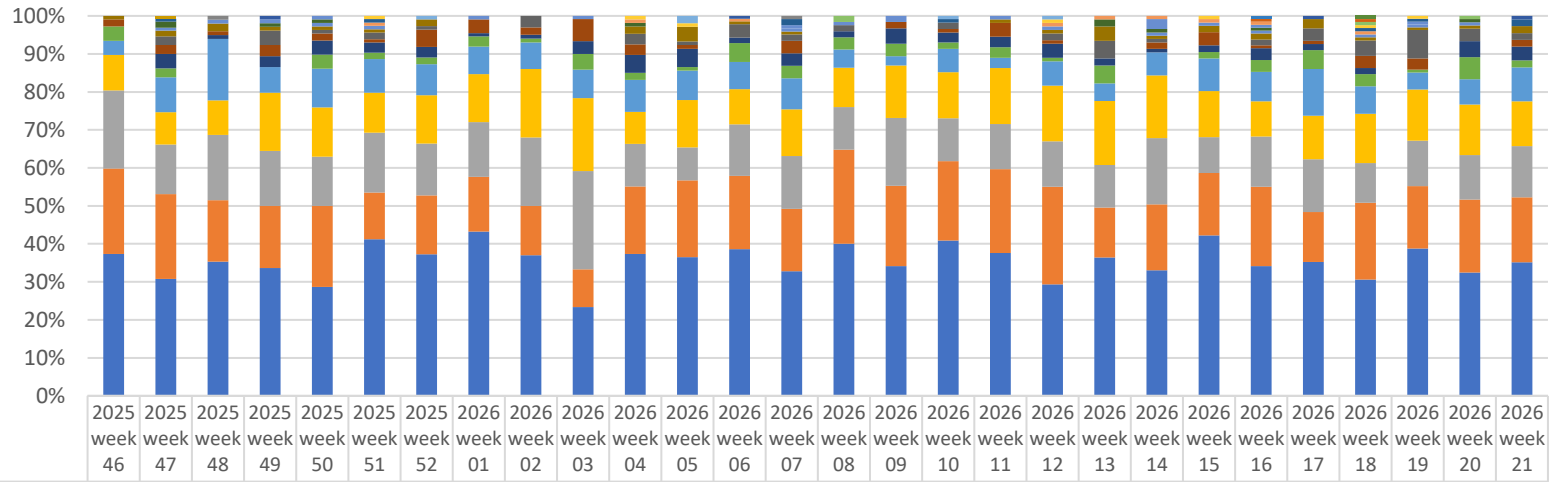


Place of Service -Crisis Services, percent of total by week



	2025 week 46	2025 week 47	2025 week 48	2025 week 49	2025 week 50	2025 week 51	2025 week 52	2026 week 01	2026 week 02	2026 week 03	2026 week 04	2026 week 05	2026 week 06	2026 week 07	2026 week 08	2026 week 09	2026 week 10	2026 week 11	2026 week 12	2026 week 13	2026 week 14	2026 week 15	2026 week 16	2026 week 17	2026 week 18	2026 week 19	2026 week 20	2026 week 21	
Residential SUD																													
Independent Clinic																										1			
Non residential Substance Abuse Treatment Facility																								1				1	
Urgent Care Facility		1		1																									
Community Mental Health Center											1	1																	
Skilled Nursing Facility				1									1												1				
Custodial Care Facility		2				3								2															
Nursing Facility							1		2			4		2	1	1	1									1	1	1	2
On Campus Outpatient Hospital		3		1	1	1			2		1			3	1	1	1												
Psych. Residential		2	3		3			1	1		2				1	1	1												
Temporary Lodging		1	2						1	2	2			2	2														
Group Home		1		1	3	4	3	1	3	1	3	3		1	1														
Assisted Living Facility	1	3	1	1	1	8	1	3	9	8	6	3	1	1	2	1	4		1	11	5	3							
Homeless Shelter	4	3	6	6	6	3	3	1	1	1	2	1	3	3	3	4	6	10	4	2	2	7	3	3		1	5	5	2
School	7	8	6	8	6	8			6	4	2	5	7	5	4	6	10	5	7	11	14								
Inpatient Hospital	5	14	19	5	17	10	12	5	9	12	9	9	6	13	7	4	10	4	6	6	6	7	13	14	14	9	7	7	10
Unassigned	11	9	5	10	13	13	6	10	11	9	15	10	19	6	15	8	11	3	9	8	7	7	7	7	9	9	13	10	8
Inpatient Psychiatric Facility	11	7	10	10	13	8	10	10	16	24	5	9	12	13	5	11	5	11	13	13	16	7	10	10	10	12	14	14	13
Prison Correctional Facility	20	19	16	18	18	19	15	15	15	24	15	9	20	16	10	21	11	10	14	9	18	11	15	11	12	15	9	13	
Other Place of Service	61	59	44	48	74	58	38	60	57	50	15	20	30	23	15	9	10	13	9	14	18	15	20	15	10	11	18	6	
Emergency Room Hospital	38	45	34	40	32	47	46	45	28	26	47	37	50	42	40	41	44	38	26	31	38	46	40	38	33	44	28	33	
Home	55	77	60	76	63	60	53	51	44	67	51	67	79	61	79	79	48	60	62	79	80	56	63	72	67	65	64	64	
Telehealth	45	61	60	71	75	50	49	75	43	84	71	73	78	69	73	68	93	82	66	77	104	96	96	84	71	54	60	76	
Office	120	123	72	77	89	97	90	101	107	128	142	149	141	122	171	159	149	192	158	173	197	156	200	262	284	257	275	250	

Place of Service -Investigations, percent of total by week



	2025 week 46	2025 week 47	2025 week 48	2025 week 49	2025 week 50	2025 week 51	2025 week 52	2026 week 01	2026 week 02	2026 week 03	2026 week 04	2026 week 05	2026 week 06	2026 week 07	2026 week 08	2026 week 09	2026 week 10	2026 week 11	2026 week 12	2026 week 13	2026 week 14	2026 week 15	2026 week 16	2026 week 17	2026 week 18	2026 week 19	2026 week 20	2026 week 21	
Independent Clinic																													
Temporary Lodging																													
Urgent Care Facility		1																											
School			1											1															
Non residential Substance Abuse Treatment Facility																													
Skilled Nursing Facility				1									1												1			1	
Residential SUD															2											1		1	
Nursing Facility							1					2					1		1										
Community Mental Health Center						1					1	1							1				1			1	1		
Custodial Care Facility		1				1								2			1								1	1		2	
Assisted Living Facility						1					1		1						1	1	1	1	1	1	1	1			
Homeless Shelter				1	1	1								1								3	1	1			1		
On Campus Outpatient Hospital		2		1	1								1								2	1		1				1	
Psych. Residential		1	1		1			1		1					1	1	2		1	1				1		1	1	1	
Office	1	2	2	1	1	1	2					2	4	1	1			1	1	4	1	2	2	3	1	1	1	2	
Unassigned		3		4	1	2	1		3		3	1	5	2	2		2		2	5	1		2	4	5	10	4	2	
Telehealth	2	3	1	3	2	1	5	4	2	7	3	1		4		2	1	4	1		2	4	1	1	4	4		2	
Group Home		5	1	3	4	3	3	1	1	4	5	5	2	4	2	5	3	3	4	2	1	2	4	2	2		5	4	
Other Place of Service	4	3			4	2	2	3	1	5	2	1	7	4	4	4	2	3	1	5			2	4	6	4	1	7	2
Inpatient Hospital	4	12	16	7	11	10	9	8	7	9	9	8	10	10	6	3	7	3	7	5	7	10	10	15	9	6	8	10	
Inpatient Psychiatric Facility	10	11	9	16	14	12	14	14	18	23	9	13	13	15	13	17	14	16	16	18	19	14	12	14	16	18	16	13	
Prison Correctional Facility	22	17	17	15	14	18	15	16	18	31	12	9	19	17	14	22	13	13	13	12	20	11	17	17	13	16	14	15	
Home	24	29	16	17	23	14	17	16	13	12	19	21	27	20	31	26	24	24	28	14	20	19	27	16	25	22	23	19	
Emergency Room Hospital	40	40	35	35	31	47	41	48	37	28	40	38	54	40	50	42	47	41	32	39	38	49	44	43	38	52	39	39	

North Sound BH ASO Walkaway Chart 11/09/25 to 05/23/26

